



BELGARD
PAVES THE WAY

PRODUCT CATALOG



LOCAL SERVICE NATIONAL REACH

Belgard® has been North America's number one brand of pavers and landscape wall products for over 25 years.

The only nationwide provider of hardscape products, we have established ourselves as an industry leader and dedicated partner to homeowners and industry professionals alike. With over 20,000 hours each year dedicated to research and development, we are renowned for paving the way with expertise and innovations that guide industry trends.

Backed by a national infrastructure of more than 150 operating locations, every town is our town. Our network of Belgard Authorized Contractors is trained to deliver superior craftsmanship, and our products set the standard for quality. We proudly stand behind those products with a lifetime transferable limited warranty, giving you the peace of mind to know that your outdoor space will retain its beauty for years to come.



6 UNIQUE LOOKS TO FIT ANY STYLE

Collections by Belgard®, a simple, straightforward way to navigate our product offerings. Sorted by texture, each collection is a sampling of products that look great together no matter the application.

M **METROPOLITAN**
Smooth finish. Straight lines.


L **LEGACY**
Soft edges. Split face.
Accent pieces.

E **ENVIRONMENTAL**
Permeable. Eco-Friendly.

N **NATURAL**
Look of slate and worn stone. Sculpted.

H **HERITAGE**
Antiqued. Tumbled.

P **PORCELAIN**
High-Definition.
Unbeatable durability.



PRODUCT FEATURES


Belgard Rooms.....	p. 8
Tru-Scapes Lighting	p. 10
Geometric Shapes	p. 60
Borders and Accents	p. 62
Techniseal Products	p. 126



See page 7 for Belgard's
2021 Color of the Year



34



104



120

PAVERS

METROPOLITAN

Catalina Grana®.....	p. 30
Dimensions™.....	p. 28
Lafitt® Grana Slab.....	p. 32
Melville™ Plank.....	p. 34
Moduline Series® Slabs.....	p. 36

NATURAL

Avalon Slate.....	p. 38
Lafitt® Rustic Slab.....	p. 40
Mega-Arbel®.....	p. 42
Mega-Lafitt®.....	p. 44

HERITAGE

Belgian Cobble®.....	p. 46
Dublin Cobble®.....	p. 48
Mega-Bergerac®.....	p. 50

LEGACY

Cambridge Cobble®.....	p. 52
Holland Stone.....	p. 54
Old World Paver™.....	p. 55

ENVIRONMENTAL

Aqua Dublin.....	p. 56
Aqualine™.....	p. 57
Turfstone™.....	p. 58
Urbana® Stone.....	p. 59

PORCELAIN

Ardesie.....	p. 66
Blue.S.....	p. 67
Glocal.....	p. 68
Lagoon.....	p. 70
Na.me.....	p. 71
Noon.....	p. 72
Quarziti 2.0.....	p. 74
Silverlake.....	p. 76
Sundeck.....	p. 77
Verona™.....	p. 78
Unico.....	p. 80
Porcelain Veneer.....	p. 82

WALLS

METROPOLITAN

Melville™ Wall.....	p. 86
---------------------	-------

NATURAL

Belair Wall® 2.0.....	p. 88
-----------------------	-------

HERITAGE

Castlemanor®.....	p. 90
Weston Stone™.....	p. 92

LEGACY

Diamond® 9D.....	p. 94
Highland Stone®.....	p. 96
Sterling®.....	p. 98

VERSATILE LANDSCAPING

METROPOLITAN

Artforms™.....	p. 102
Melville Tandem™.....	p. 104

NATURAL

Ashlar Tandem™.....	p. 106
---------------------	--------

FIRE FEATURES

NATURAL

Bordeaux™ Series.....	p. 110
Bristol™ Series.....	p. 112

HERITAGE

Brighton™ Series.....	p. 113
Weston Stone™ Fire Pit Kit.....	p. 114
Weston Stone™ Kits.....	p. 115

ACCESSORIES

METROPOLITAN

Laguna™ Coping.....	p. 118
Melville™ Curb.....	p. 119

NATURAL

Anglia Edger®.....	p. 120
Landings™ Step Unit.....	p. 122

LEGACY

Column Cap.....	p. 124
Marina™ Coping.....	p. 125

6 YEARS OF INSPIRING OUTDOOR LIVING DREAMS TOGETHER

Our long-term sponsorship of the HGTV® Dream Home means collaborating with top design professionals to create trend-forward outdoor spaces that inspire millions of homeowners.

VISIT Belgard.com/HGTVDreamHome
FOR MORE THROWBACK PHOTOS FROM THE LAST FIVE YEARS

TOP: ASHLAR TANDEM™ SEAT WALL & AVALON SLATE

BOTTOM: AVALON SLATE & BORDEAUX™ GRILL ISLAND

RIGHT: BORDEAUX™ FIREPLACE AND WOOD BOXES & AVALON SLATE



RELIVE *the* DREAM



HGTV, HGTV Dream Home, HGTV Dream Home Giveaway and their associated logos are trademarks of Discovery or its subsidiaries and affiliates. All rights reserved.
Photos © 2016 - 2019 Discovery or its subsidiaries and affiliates. All rights reserved.



Escape back to the idyllic retreats of HGTV® Dream Home

HGTV
DREAM HOME
2020
PROUD SPONSOR



LEFT: MELVILLE™ PLANK, MELVILLE TANDEM™ FIREPIT, ASHLAR TANDEM™ PLANTER BOX, LANDINGS™ STEP & QUARZITI 2.0 STEP STONES

TOP: MELVILLE™ PLANK

BOTTOM: QUARZITI 2.0 STEP STONES, MELVILLE™ PLANK, & ASHLAR TANDEM™ GRILL ISLAND

2019

WHITEFISH, MONTANA

This **MODERN MOUNTAIN HIDEAWAY** featured seamless transitions between the indoor and outdoor spaces to enhance the dramatic view.




2020

HILTON HEAD ISLAND, SOUTH CAROLINA

This **COASTAL LOW COUNTRY RETREAT** embraced the marsh-front backdrop by weaving organic elements and textures throughout the entire space.

LOOK FOR US IN THE
2021 HGTV DREAM HOME!

HGTV
DREAM HOME
2021
PROUD SPONSOR



Combine Marigold with 2020 Color of the Year, Terrarium, to energize your outdoor spaces.





BRIGHTEN *your* SPACE

with Belgard's Color of the Year


A versatile and vibrant hue, Marigold pairs well with neutrals to add a boost of energy to the Naturalism trend.

Tying in perfectly with last year's pick, Terrarium, this punchy Color of the Year acts like a ray of sunshine to add a cheerful vibe to your outdoor spaces.




MODERN FARMHOUSE DINING

Natural textures and clean lines combined to create a cozy warmth.



CONTEMPORARY LIVING ROOMS

Neutral tones in a sleek flowing design that's ideal for entertaining.



TIMELESS KITCHENS

Modern outdoor living with enduring, classic appeal.



EXPAND *your* LIVING SPACE

INTRODUCING BELGARD ROOMS

Express your personality in a way that's uniquely you. Our new Belgard Rooms program allows you to effortlessly pair the style of your home with the outdoor living amenities that you desire to create a 3-D fly-through rendering of the exact outdoor living space you've always wanted.

VISIT Belgard.com/Rooms
AND TAKE A TOUR TODAY

LIGHT *up the* NIGHT



BLUETOOTH® TRANSFORMERS

App based transformer allows for easy set-up and programming

Smart Bluetooth wireless landscape lighting transformer with a dashboard to check status and manually control the lights



150 Watt



300 Watt



LOW VOLTAGE PATHWAY LIGHTS for Pathways, Patio Edges & Flower Beds



TS-B301
Traditional Path Light



TS-B302
Classic Path Light



TS-B304
Lantern Path Light*



TS-B306
Modern Path Light*

**Special order*



ACCENT/SPOT LIGHTS for Plants, Trees, Houses & Landscape Features




TS-B102
Traditional Accent Light



TS-B105
Wall Wash Light



TS-B106
High Power Accent Light



PAVER LIGHTS for Walkways



TS-HPL-6
6-Inch



TS-HPL-8
8-Inch



TS-HPL-9
9-Inch

HARDSCAPE LIGHTS for Steps & Walls



TS-A6000
7-Inch



PILLAR LIGHTS for Pillars & Columns



PL-100
Traditional Pillar Light



PL-101
Modern Pillar Light



PL-102
Noble Pillar Light

NEW!





WATER



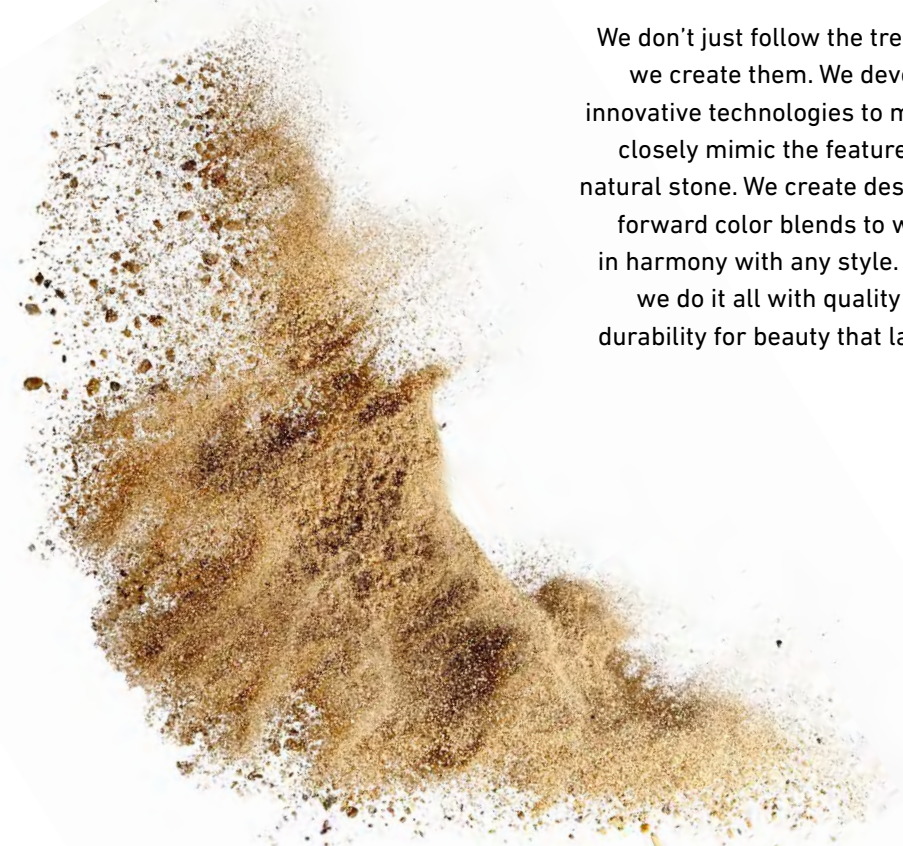
PIGMENT



**COARSE
& FINE
AGGREGATE**

SEE WHAT WE'RE MADE OF

We don't just follow the trends, we create them. We develop innovative technologies to more closely mimic the features of natural stone. We create design-forward color blends to work in harmony with any style. And we do it all with quality and durability for beauty that lasts.



**PORTLAND
CEMENT**

TEXTURE

Texture plays an integral role in outdoor living design. The textures chosen can add a dimensional aspect, a time-worn aesthetic or an element of sophistication.



SLATE / RUSTIC




SCULPTED




COBBLED




DIMPLED



SMOOTH / GRANA



STANDARD



DISTRESSED



TUMBLED

SCALE

Depending on the design goals, the shape and size of a paver can help make an outdoor space look more cozy, more open and contemporary, or more in harmony with the surrounding environment.

4" X 8"
HOLLAND STONE



5" X 11¹/₁₆"
MELVILLE™ PLANK



6" X 12"
CATALINA™



15¹/₂" X 11¹/₁₆"
MEGA-ARBEL™



15¹/₄" X 23³/₁₆"
TURFSTONE™





ARTISAN FINISHES

PREMIUM FINISHES TO MAKE YOUR SPACE TRULY YOUR OWN

Belgard offers three post-process finishes to create a one-of-a-kind look. Make new look time-worn or uncover colors hidden beneath the surface to open up a new level of design functionality.



PICTURED: CAMBRIDGE COBBLE - ANTIQUED

LOVE A PRODUCT BUT NOT THE COLOR?


We can create a unique look by combining textures and colors for a one of a kind outdoor living space. Contact your Belgard Representative for more details.



ANTIQUED
*WORN, TUMBLED,
WEATHERED*




SHOT BLAST
*TEXTURED, UNIQUE
COLOR PATTERNS*

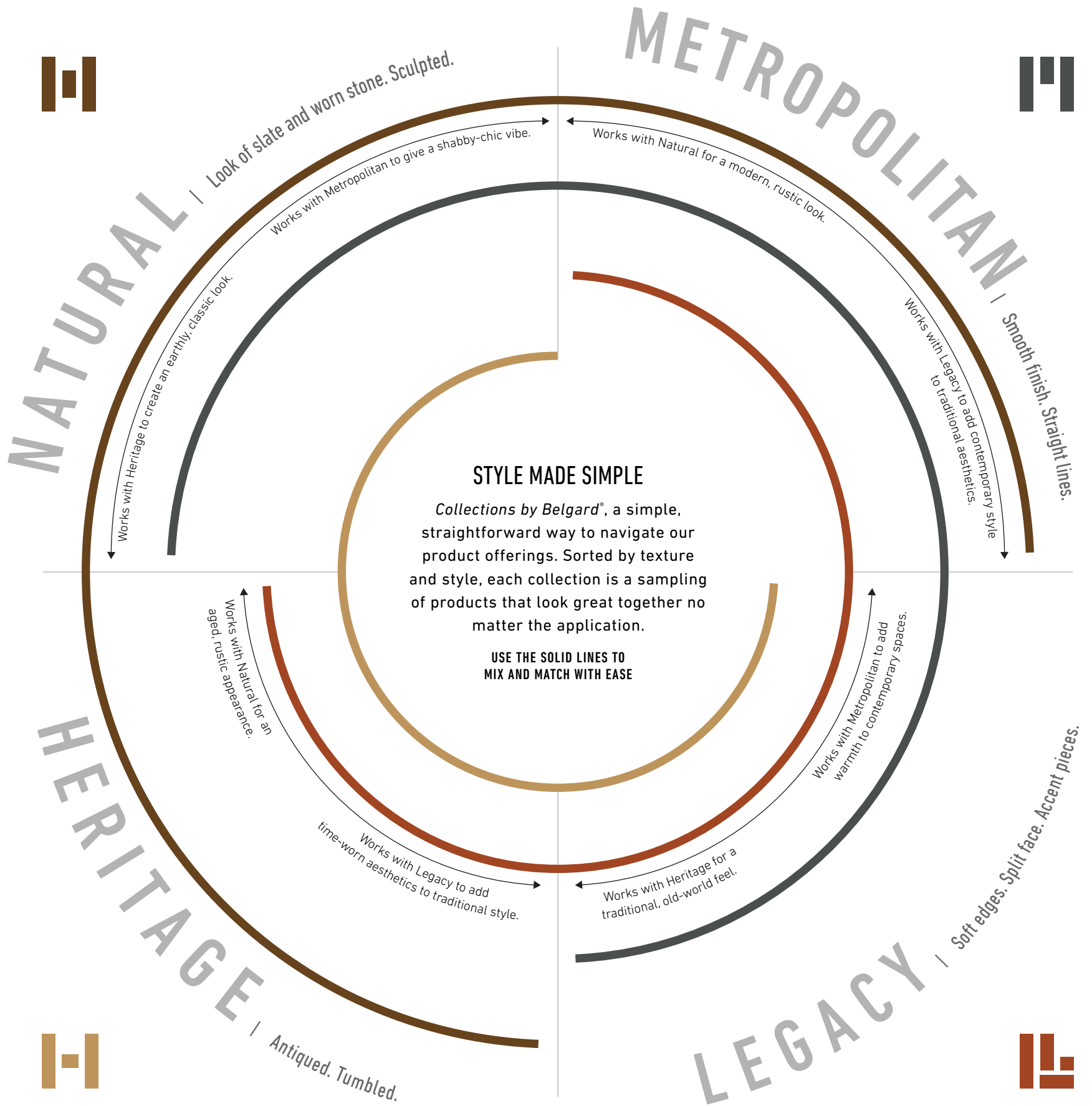



GROUND FACE
*SMOOTH, VISIBLE
AGGREGATES*

PRODUCT	ANTIQUED	SHOT BLAST	GROUND FACE
AQUALINE		•	•
AVALON SLATE	•		
MARINA COPING	•	•	
CAMBRIDGE COBBLE	•		
CATALINA GRANA	•	•	•
AQUA DUBLIN	•	•	•
HOLLAND STONE	•	•	•
LAFITT GRANA SLAB			•
MEGA-LAFITT GRANA			•
MODULINE SERIES		•	•
MELVILLE PLANK		•	•





PICTURED: MODULINE SERIES -
MIX OF STANDARD/SMOOTH, GROUND FACE & SHOT BLAST





METROPOLITAN & LEGACY


The soft edges of Legacy accent the smooth, straight lines of Metropolitan



HERITAGE & LEGACY

Use the Legacy collection to accent the antiqued look of Heritage

MIX, MATCH & MORE WITH COLLECTIONS



NATURAL & METROPOLITAN


The sculpted look of Natural provides textural contrast to the smooth finish of Metropolitan



NATURAL & HERITAGE

The worn stone slate of Natural pairs well with the antiqued look of Heritage






Top: Melville™ Wall in Rio


Bottom: Ardesie Porcelain Paver in Shore

Right: Melville Tandem™ in Victorian, Moduline Series® Slab in Victorian & Catalina Grana® Border in Graphite









Top: Anglia Edger® in Victorian & Avalon Slate in Victorian

Bottom: Catalina Grana® in Montecito

Left: Ashlar Tandem™ in Victorian & Catalina Grana® in Toscana





*Top: Lafitt® Rustic Slab in Bella & Avalon Slate Border in Bella
 Bottom: Melville™ Wall in Rio
 Right: Highland Stone® in Victorian & Catalina Grana® in Victorian*










Top: Weston Stone™ in Bella & Catalina Grana® in Bella

Bottom: Catalina Grana® 6x9 Tumbled in Victorian & Ashlar Tandem™ Bar in Victorian

Left: Catalina Grana® in Victorian, Custom Weston Stone™ Bar in Victorian with Border in Graphite & Marina™ Coping in Victorian





LEGEND



PAVERS



METROPOLITAN

- 30**
Catalina Grana®
- 28**
Dimensions™
- 32**
Lafitt® Grana Slab

- 34**
Melville™ Plank
- 36**
Moduline Series®

NATURAL

- 38**
Avalon Slate
- 40**
Lafitt® Rustic Slab
- 42**
Mega-Arbel®
- 44**
Mega-Lafitt®

HERITAGE

- 46**
Belgian Cobble®
- 48**
Dublin Cobble®
- 50**
Mega-Bergerac®

LEGACY

- 52**
Cambridge Cobble®
- 54**
Holland Stone
- 55**
Old World Paver™

ENVIRONMENTAL

- 56**
Aqua Dublin
- 57**
Aqualine™
- 58**
Turfstone™
- 59**
Urbana® Stone



*slate
smooth
tumbled*



DIMENSIONS™

3-PIECE SET

NEW


Victorian



RIO



TOSCANA




VICTORIAN

**SMOOTH
MODULAR
MODERN**


DIMENSIONS 18 | 60MM



9 x 18 x 2 3/8



18 x 18 x 2 3/8



27 x 18 x 2 3/8



Right: Victorian & Rio


PLEASE SEE PAGE 144 REGARDING CALIFORNIA'S PROPOSITION 65






CATALINA GRANA[®]


Toscana with Marina™ Coping Border



AUTUMN



BELLA



MONTECITO



RIO



SANTA MONICA



TOSCANA



VICTORIAN

3-PIECE SMALL | 60MM



3 x 6 x 2³/₈



6 x 6 x 2³/₈



9 x 6 x 2³/₈



6 x 12 x 2³/₈



9 x 12 x 2³/₈



12 x 12 x 2³/₈



6 x 9 x 2³/₈

3-PIECE LARGE | 60MM

BORDER*

**MODERN
LINEAR
SMOOTH**



Right: Victorian

**Border also available in Graphite, Truffle & Foundry*

PLEASE SEE PAGE 144 REGARDING CALIFORNIA'S PROPOSITION 65







LAFITT[®]

GRANA SLAB

Rio




BELLA



MONTECITO



RIO



VICTORIAN



MODERN
LIGHTWEIGHT
TAILORED


3-PIECE MODULAR | 50MM




7 1/2 x 15 x 2



15 x 15 x 2



15 x 22 1/2 x 2



Right: Montecito with Laguna Coping Straight Edge

PLEASE SEE PAGE 144 REGARDING CALIFORNIA'S PROPOSITION 65






MELVILLE™

PLANK




BELLA




FOUNDRY




GRAPHITE




LINEN



MONTECITO*



RIO



VICTORIAN

III
SLEEK
MODERN
LINEAR

Installed in HGTV's Dream Home 2020!



[Beldgard.com/HGTVDreamHome](http://Belgard.com/HGTVDreamHome)

3-PIECE SLIM | 60MM



5 x 11¹³/₁₆ x 2³/₈



5 x 15³/₄ x 2³/₈



5 x 19¹/₁₆ x 2³/₈



7¹/₂ x 11¹³/₁₆ x 2³/₈



7¹/₂ x 15³/₄ x 2³/₈



7¹/₂ x 19¹/₁₆ x 2³/₈

3-PIECE LARGE | 60MM

Right: Rio and Melville™ Wall and Cap in Rio

**Special order*

PLEASE SEE PAGE 144 REGARDING CALIFORNIA'S PROPOSITION 65




MODULINE SERIES[®] SLABS


Victorian



AUTUMN




BELLA




FOUNDRY



GRAPHITE




LINEN




MONTECITO



RIO



TOSCANA



VICTORIAN



CONTEMPORARY
MODULAR
VERSATILE

NOTE: For paving slab applications, some contractors prefer to pre-compact screeded bedding sand with a small plate compactor. If pre-compaction is done, care must be taken to leave no indentations in the bedding sand surface from the plate compactor. These can be removed by screeding the surface to create a thin layer (6 – 10mm) of uncompacted sand (also known as fluffing). Paving slabs do not interlock and therefore do not spread loads to their neighbors via joint sand. Given this condition, there is no requirement to force bedding sand into the bottom of the joints when compacting the units on uncompacted bedding sand, as is done with interlocking concrete pavers. Compacting large slab units could lead to unnecessary breakage, so many times contractors may choose to use a mallet to tamp the slabs into place once laid. Slabs do not meet the standard compressive and flexural strengths of interlocking concrete pavers, therefore, Belgard[®] will not be responsible for breakage to slabs caused by compaction.

Contact your Belgard Representative for information on 12x18 and 18x18 sizes

Right: Victorian with Highland Stone wall


PLEASE SEE PAGE 144 REGARDING CALIFORNIA'S PROPOSITION 65

12 X 24 | 60MM

24 X 24 | 60MM



12 x 24 x 2³/₈



24 x 24 x 2³/₈






AVALON

SLATE

Victorian



BELLA



MONTECITO



TOSCANA



VICTORIAN



TEXTURED
MODULAR
VERSATILE

3-PIECE SMALL | 60MM



3 x 6 x 2³/₈




6 x 6 x 2³/₈




6 x 9 x 2³/₈



6 x 12 x 2³/₈



9 x 12 x 2³/₈



12 x 12 x 2³/₈

BORDER



6 x 9 x 2³/₈

Right: Victorian with Anglia Edger® in Victorian

PLEASE SEE PAGE 144 REGARDING CALIFORNIA'S PROPOSITION 65









LAFITTT[®]

RUSTIC SLAB

Victorian



TOSCANA



VICTORIAN



CUT SLATE
LARGE-SCALE
DURABLE

Installed in HGTV's Dream Home 2021!




Belgard.com/HGTVDreamHome


3-PIECE | 50MM



7½ x 15 x 2




15 x 15 x 2



15 x 22½ x 2

Right: Victorian

PLEASE SEE PAGE 144 REGARDING CALIFORNIA'S PROPOSITION 65








MEGA-ARBEL®

Bella




BELLA



MONTECITO**



TOSCANA



VICTORIAN



ORGANIC
TEXTURED
RANDOM

60MM*

80MM**



15 $\frac{3}{8}$ x 21 x 2 $\frac{3}{8}$



15 $\frac{3}{8}$ x 21 x 3 $\frac{1}{8}$


Right: Bella

*Patio Slab not recommended for driveway applications

**Special Order

Techniseal® HP Nextgel™ Polymeric Sand is recommended for this product

PLEASE SEE PAGE 144 REGARDING CALIFORNIA'S PROPOSITION 65






MEGA-LAFITT[®]

SPECIAL ORDER

SLATE

Victorian



BELLA



TOSCANA



VICTORIAN



MULTIPIECE
TEXTURED
DURABLE

3-PIECE | 80MM



5 $\frac{1}{16}$ x 10 $\frac{3}{8}$ x 3 $\frac{1}{8}$



10 $\frac{3}{8}$ x 10 $\frac{3}{8}$ x 3 $\frac{1}{8}$



15 $\frac{1}{16}$ x 10 $\frac{3}{8}$ x 3 $\frac{1}{8}$

LARGE SQUARE



15 $\frac{1}{16}$ x 15 $\frac{1}{16}$ x 3 $\frac{1}{8}$

PLEASE SEE PAGE 144 REGARDING CALIFORNIA'S PROPOSITION 65





Rio with Lafitt Rustic Slab & Dublin Cobble border



MONTECITO



RIO



UNIQUE
MULTI-PIECE
HISTORIC

MULTI-PIECE | 60MM




Variable x 2 3/4

Right: Rio

Product comes untumbled

Techniseal® HP Nextgel™ Polymeric Sand is recommended for this product

PLEASE SEE PAGE 144 REGARDING CALIFORNIA'S PROPOSITION 65








DUBLIN COBBLE®


Toscana



BELLA



MONTECITO



TOSCANA



VICTORIAN



TUMBLER
DISTRESSED
ELEGANT

3-PIECE | 60MM




3 x 6 x 2 3/8



6 x 6 x 2 3/8



9 x 6 x 2 3/8



9 x 9 x 2 3/8

LARGE SQUARE

CIRCLE KIT*




5 7/8 x variable x 2 3/8



Right: Toscana

*Special order

PLEASE SEE PAGE 144 REGARDING
CALIFORNIA'S PROPOSITION 65








SPECIAL
ORDER

MEGA-BERGERAC®

Victorian



BELLA



MONTECITO



TOSCANA



VICTORIAN



NATURAL
VERSATILE
TUMBLED

3-PIECE | 80MM



4¾ x 9½ x 3⅜



9½ x 9½ x 3⅜



14¼ x 9½ x 3⅜

LARGE SQUARE



14¼ x 14¼ x 3⅜

Right: Victorian

Also available untumbled

Techniseal® HP Nextgel™ Polymeric Sand is recommended for this product

PLEASE SEE PAGE 144 REGARDING CALIFORNIA'S PROPOSITION 65






CAMBRIDGE COBBLE® & CIRCLE KIT



Toscana



AUTUMN*



TOSCANA***



BELLA**



VICTORIAN***



SANTA MONICA*
(For color representation only)



CLASSIC
PILLOW-TOP
SMOOTH

NEW

SQUARE | 60MM

RECTANGLE | 60MM

LG RECTANGLE | 60MM

CIRCLE KIT | 60MM



6 x 6 x 2 $\frac{3}{8}$



6 x 9 x 2 $\frac{3}{8}$



9 x 12 x 2 $\frac{3}{8}$



6 x variable x 2 $\frac{3}{8}$


Right: Autumn

*Not available in Large Rectangle or Circle Kit

**Available in 80mm. All other colors are special order in 80mm

*** Also available in 30mm overlay

PLEASE SEE PAGE 144 REGARDING CALIFORNIA'S PROPOSITION 65







BELLA



RIO



TOSCANA



VICTORIAN



CLASSIC
ACCENT
SMOOTH



HOLLAND STONE

Bella

60MM



4 x 8 x 2 $\frac{3}{8}$

80MM



4 x 8 x 3 $\frac{1}{8}$

Please contact your Belgard Representative for additional special order color options.

PLEASE SEE PAGE 144 REGARDING CALIFORNIA'S PROPOSITION 65




SPECIAL
ORDER

OLD WORLD PAVER™



TOSCANA



VICTORIAN



COBBLED
EUROPEAN
TIME-WORN

3-PIECE | 80MM



5 x 7¹/₁₆ x 3¹/₈



5 x 10¹/₄ x 3¹/₈




5 x 12¹³/₁₆ x 3¹/₈

Techniseal® HP Nextgel™ Polymeric Sand is recommended for this product

Larger joints between pavers allow Old World Paver to be installed as a permeable paver option with proper base and joint material. Contact your Belgard® representative for more details.

PLEASE SEE PAGE 144 REGARDING CALIFORNIA'S PROPOSITION 65



TOSCANA



PERMEABLE
MULTI-PIECE
DURABLE

Learn more at Belgard.com/permeable



Toscana

SPECIAL
ORDER

AQUA
DUBLIN

3-PIECE | 80MM



$3\frac{1}{2} \times 6\frac{1}{16} \times 3\frac{3}{8}$



$6\frac{1}{16} \times 6\frac{1}{16} \times 3\frac{3}{8}$



$10\frac{1}{4} \times 6\frac{1}{16} \times 3\frac{3}{8}$



AQUALINE™



RIO



TOSCANA



CLASSIC
PERMEABLE
TIMELESS

80MM



4½ x 9 x 3⅞

Also Available in Herringbone pattern for machine lay

Learn more at Belgard.com/permeable

PLEASE SEE PAGE 144 REGARDING CALIFORNIA'S PROPOSITION 65



GRAY



UNIQUE
ECO-FRIENDLY
DURABLE

Learn more at Belgard.com/permeable



TURFSTONE™

80MM



16 x 24 x 3 1/8


PLEASE SEE PAGE 144 REGARDING CALIFORNIA'S PROPOSITION 65




URBANA[®]

STONE

Toscana



TOSCANA



VICTORIAN



CHISELED
ELEGANT
PERMEABLE

Installed in HGTV's Dream Home 2020!



[Beldgard.com/HGTVDreamHome](http://Belgard.com/HGTVDreamHome)

3-PIECE | 60MM

LARGE SQUARE



4 x 8 x 2³/₈



8 x 8 x 2³/₈



12 x 8 x 2³/₈

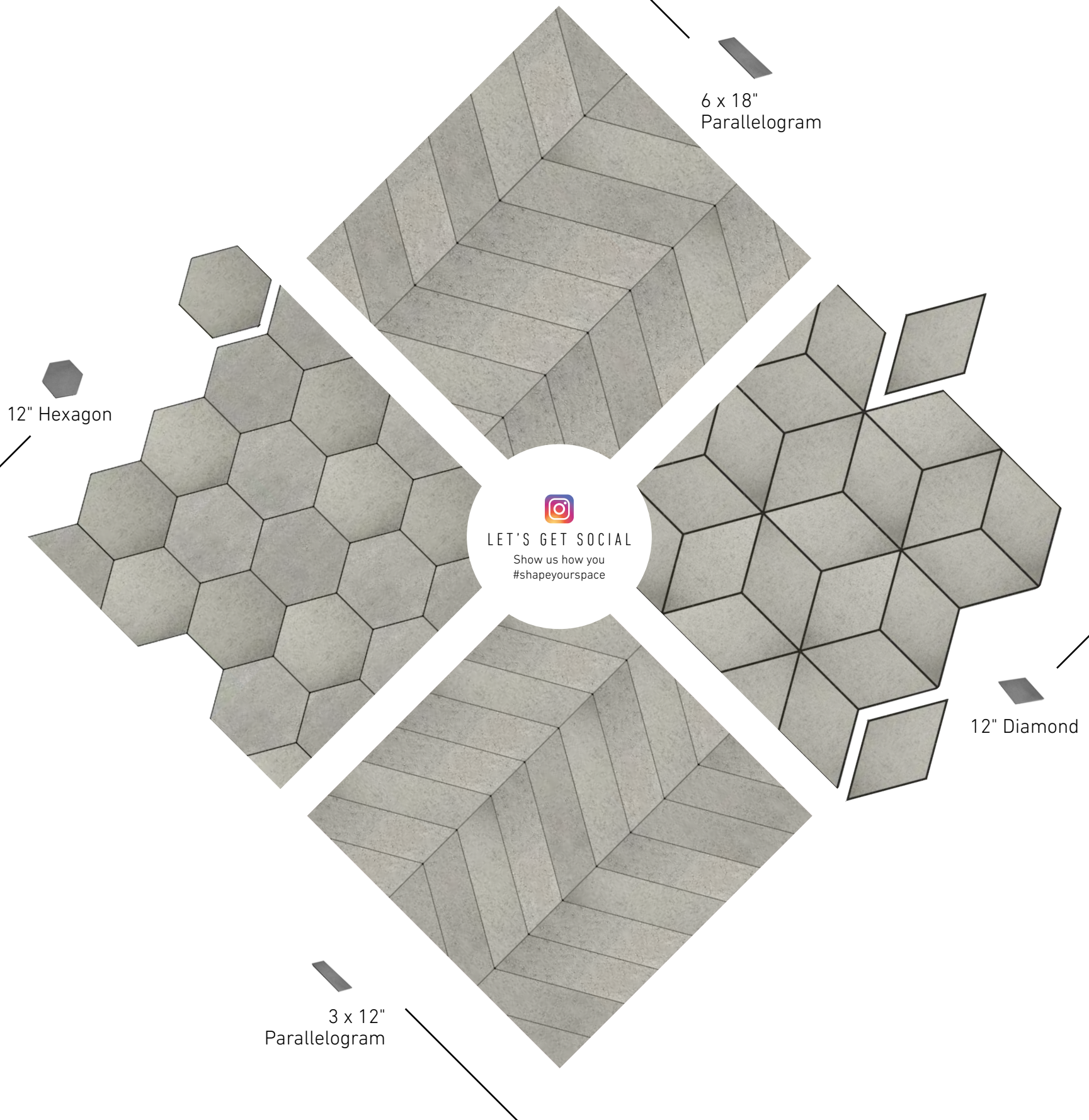


12 x 12 x 2³/₈

**80mm available as special order*

Techniseal[®] HP Nextgel[™] Polymeric Sand is recommended for this product





PLEASE SEE PAGE 144 REGARDING CALIFORNIA'S PROPOSITION 65



SHAPE YOUR SPACE

Create ultramodern or art deco paver designs with new geometric shapes. Use alone or in combination to add a visually interesting border, inlay or to go all out with a patio that really pops! With shapes all designed in increments of 3", you can mix and match to create a truly unique look.

VISIT [Beldgard.com/Geo](http://Belgard.com/Geo)
FOR PROJECT INSPIRATION AND CONTACT
YOUR BELGARD REPRESENTATIVE FOR
AVAILABILITY AND LEAD TIMES





BORDERED *or* BOUNDLESS

AVALON



6 x 9 x 2 $\frac{3}{8}$

CATALINA GRANA



6 x 9 x 2 $\frac{3}{8}$

OLD WORLD PAVER



5 $\frac{1}{8}$ x 7 $\frac{3}{4}$ x 3 $\frac{1}{8}$



5 $\frac{1}{8}$ x 10 $\frac{1}{4}$ x 3 $\frac{1}{8}$



5 $\frac{1}{8}$ x 12 $\frac{13}{16}$ x 3 $\frac{1}{8}$

DUBLIN COBBLE



9 x 9 x 2 $\frac{3}{8}$

CAMBRIDGE COBBLE



6 x 9 x 2 $\frac{3}{8}$

HOLLAND STONE



4 x 8 x 2 $\frac{3}{8}$

BELGIAN COBBLE



Variable x 2 $\frac{3}{8}$

EASY STYLE WITH BORDERS

Borders and banding can take your project to a whole new level. Ask your Belgard Authorized Contractor about complementing border options for your project.

Contact your Belgard Representative for availability and lead times.



ACCENTUATE STYLE


Using the same paver but at a different angle or choosing a contrasting color can add personality to your outdoor space. Introducing different shapes and textures can add richness and drama to even the simplest design.

TOP: Belgian Cobble™ in Graphite, Landings™ Step Unit in Graphite, Ashlar Tandem™ in Victorian, Anglia Edger™ in Victorian & Mega-Arbel™ in Victorian

LEFT: Mega-Lafitt™ in Victorian & Old World Paver™ in Victorian

RIGHT: Cambridge Cobble™ in Graphite & Lafitt™ Grana Slab in Rio





LEGEND



PORCELAIN



UNIFORM
APPEARANCE



SLIGHT
VARIATION



MODERATE
VARIATION





SUBSTANTIAL
VARIATION



REFLECTIVE
SCALE

PORCELAIN



PORCELAIN

66
Ardesie

67
Blue.S

68
Glocal

70
Lagoon

71
Na.me

72
Noon

74
Quarziti 2.0

76
Silverlake

77
Sundeck

78
Verona™

80
Unico

82
Porcelain Veneer

stone finish
wood finish
concrete finish

VISIT [Beldgard.com/Porcelain](http://Belgard.com/Porcelain)
FOR MORE STYLES AND COLORS




ISLAND

AD 02 NAT



AFRICAN STONE

AD 03 NAT



BLACK REEF*

AD 04 NAT



VULCAN*

AD 05 NAT



DIVERSE
DURABLE
NATURAL

*NOTE: This product can be installed
using elevated systems.*



ARDESIE

STONE FINISH

African Stone

MIRAGE
Porcelain. Design. Sustainability.

24 X 24**UNICO****VENEER**

23.54 x 23.54 x 3/4



12.99 x 23.54 x 3/4



4.13 x 17.72

*Special order



Spacers are required for all porcelain paver installations.
For vehicular applications, there must be a mortar install
over a concrete slab. Visit Belgard.com/porcelain for
additional installation details.



SPECIAL
ORDER

BLUE.S
STONE FINISH

Core

MIRAGE[®]
Porcelain. Design. Sustainability.



EGO

BL 01 NAT



CORE

BL 02 NAT



MOOD

BL 03 NAT



BALANCED
INTERNATIONAL
NEUTRAL

*NOTE: This product can be installed
using elevated systems.*

24 X 24



23.54 x 23.54 x 3/4

36 X 36



35.35 x 35.35 x 3/4

48 X 48




47.17 x 47.17 x 3/4



*Spacers are required for all porcelain paver installations.
For vehicular applications, there must be a mortar install
over a concrete slab. Visit Belgard.com/porcelain for
additional installation details.*



Ideal



CLEAR*
GC 01



IDEAL
GC 03



TYPE
GC 04



CLASSIC
GC 05



ABSOLUTE**
GC 06



CHAMOIS**
GC 08



GLOBAL
LOCAL
NUANCED

NOTE: This product can be installed using elevated systems.

Right: Chamois

**Only available in 24 x 24*

***Special order*

24 X 24



23.54 x 23.54 x 3/4

24 X 48



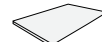
23.54 x 47.17 x 3/4

48 X 48**



47.17 x 47.17 x 3/4

UNICO




12.99 x 23.54 x 3/4




Spacers are required for all porcelain paver installations. For vehicular applications, there must be a mortar install over a concrete slab. Visit Belgard.com/porcelain for additional installation details.

MIRAGE
Porcelain Design. Sustainability







MOONBEAM

LG 01 ST



SANDSHELL*

LG 02 ST




ATMOSPHERE*

LG 03 ST



SHARKSKIN*

LG 04 ST



CLOUDBURST

LG 05 ST



STYLISH
BALANCED
SUBTLE

*NOTE: This product can be installed
using elevated systems.*



LAGOON

STONE FINISH

Moonbeam

MIRAGE
Porcelain. Design. Sustainability.

24 X 48



23.54 x 47.17 x 3/4

*Special order



Spacers are required for all porcelain paver installations.
For vehicular applications, there must be a mortar install
over a concrete slab. Visit Belgard.com/porcelain for
additional installation details.



NAME

STONE FINISH


Bourgogne

MIRAGE
Porcelain. Design. Sustainability



BOURGOGNE

NE 12 ST



JURA BEIGE

NE 10 ST



MODERN
HIGH-END
NATURAL

NOTE: This product can be installed using elevated systems.

24 X 24



23.54 x 23.54 x 3/4



Spacers are required for all porcelain paver installations. For vehicular applications, there must be a mortar install over a concrete slab. Visit Belgard.com/porcelain for additional installation details.




NOON

WOOD FINISH

Daylight



DAYLIGHT
NN 01 ST



EMBER
NN 02 ST



HONEY
NN 03 ST



ELEGANT CONTEMPORARY URBAN

*NOTE: This product can be installed
using elevated systems.*

Right: Ember

8 X 48



7.64 x 47.17 x 3/4

12 X 48



11.73 x 47.17 x 3/4

UNICO



12.99 x 23.54 x 3/4

VENEER



4.13 x 17.72



*Spacers are required for all porcelain paver installations.
For vehicular applications, there must be a mortar install
over a concrete slab. Visit Belgard.com/porcelain for
additional installation details.*

MIRAGE
Porcelain Design. Sustainability





QUARZITI

2.0

STONE FINISH

Glacier



GLACIER

QR 01 NAT



MOUNTAINS*

QR 02 NAT



WATERFALL

QR 03 NAT



RIVER

QR 04 NAT



MANTLE**

QR 05 NAT



MODULAR
IMPRESSIVE
VERSATILE

NOTE: This product can be installed using elevated systems.

Right: Mountains

**Not available in Veneer*

***Special order*



Spacers are required for all porcelain paver installations. For vehicular applications, there must be a mortar install over a concrete slab. Visit Belgard.com/porcelain for additional installation details.

MIRAGE
Porcelain Design. Sustainability

12 X 24**



11.73 x 23.54 x 3/4

24 X 24



23.54 x 23.54 x 3/4

18 X 36**



17.64 x 35.35 x 3/4

24 X 48**



23.54 x 47.17 x 3/4

UNICO



12.99 x 23.54 x 3/4

VENEER




4.13 x 17.72







BRAIES
SK 01 ST
SHADE VARIATION
v3
MODERATE
65



RESIA*
SK 02 ST
SHADE VARIATION
v3
MODERATE
65



MORTIZ*
SK 03 ST
SHADE VARIATION
v3
MODERATE



NEMI
SK 04 ST
SHADE VARIATION
v3
MODERATE



MORO*
SK 05 ST
SHADE VARIATION
v3
MODERATE



ORSI
SK 06 ST
SHADE VARIATION
v4
HIGH



AUTHENTIC
DIVERSE
NATURAL

*NOTE: This product can be installed
using elevated systems.*



SILVERLAKE

STONE FINISH

Resia

MIRAGE
Porcelain. Design. Sustainability.

24 X 24



23.54 x 23.54 x 3/4

24 X 48



23.54 x 47.17 x 3/4

**Special order*



*Spacers are required for all porcelain paver installations.
For vehicular applications, there must be a mortar install
over a concrete slab. Visit Belgard.com/porcelain
for additional installation details.*




SUNDECK

WOOD FINISH

Spirit

MIRAGE
Porcelain. Design. Sustainability.



ORIGIN
SD 01 RD



SPIRIT
SD 03 RD



DETAILED
SIMPLE
EARTHEN

NOTE: This product can be installed using elevated systems.

12 X 48



11.73 x 47.17 x 3/4



Spacers are required for all porcelain paver installations. For vehicular applications, there must be a mortar install over a concrete slab. Visit Belgard.com/porcelain for additional installation details.



VERONA™

STONE FINISH


Blue Stone



BLUE STONE
VR 01 ST



TAOS
VR 02 ST



YUKON
VR 03 ST



PLATINUM
VR 04 ST



VERSATILE
CONTEMPORARY
NATURAL

*NOTE: This product can be installed
using elevated systems.*

Right: Yukon

24 X 24




23.54 x 23.54 x 3/4



*Spacers are required for all porcelain paver installations.
For vehicular applications, there must be a mortar install
over a concrete slab. Visit Belgard.com/porcelain for
additional installation details.*

MIRAGE
Porcelain Design. Sustainability





ARDESIE



AFRICAN STONE

AD 03 NAT



ISLAND

AD 02 NAT



GLOCAL



IDEAL

GC 03



TYPE

GC 04



CLASSIC

GC 05



NOON



DAYLIGHT

NN 01 ST



EMBER

NN 02 ST




HONEY

NN 03 ST



QUARZITI 2.0



GLACIER

QR 01 NAT



MOUNTAINS

QR 02 NAT



WATERFALL

QR 03 NAT



RIVER

QR 04 NAT



UNICO

STEP & COPING



A SINGLE SOLUTION FOR
TWO INSTALLATION NEEDS

This versatile porcelain unit is processed on both sides to give you maximum flexibility and design freedom. Unico can be used as a step and as a coping for swimming pools. With a rounded, bullnose edge or straight edge, this uniquely functional border piece looks great from every angle.



ROUNDED EDGE


STRAIGHT EDGE

UNICO



12.99 x 23.54 x ¾

MIRAGE
Porcelain. Design. Sustainability.





PORCELAIN VENEER

Glacier

ARDESIE



AFRICAN STONE
AD 03 NAT



ISLAND
AD 02 NAT



NOON



DAYLIGHT
NN 01 ST



EMBER
NN 02 ST



QUARZITI 2.0



GLACIER
QR 01 NAT



RIVER
QR 04 NAT



WATERFALL
QR 03 NAT



DECORATIVE
BALANCED
IMPRESSIVE

VENEER

CORNER*



4.13 x 17.72

Right: Waterfall

*Special order

MIRAGE
Porcelain Design. Sustainability





LEGEND



WALLS



METROPOLITAN

86
Melville™ Wall

NATURAL

88
Belair Wall® 2.0

HERITAGE

90
Castlemanor®

92
Weston Stone™


LEGACY

94
Diamond® 9D

96
Highland Stone®

98
Sterling®


*Find Melville™ Tandem on page 104
and Ashlar™ Tandem on page 106*



*freestanding
retaining
garden*



*Linen with Graphite Cap, Melville™ Plank Slim
Pavers in Rio and Catalina Grana 6 x 9 in Graphite*



GRAPHITE

LINEN

RIO




FREESTANDING / RETAINING

LINEAR
CONTEMPORARY
SMOOTH

WALL UNIT

CAP



4 x 20 x 10

2 x 20 x 13

*For walls over 30 inches in height, soil
reinforcement is generally necessary. A
qualified engineer should be consulted for
design and analysis of structures.*



*Right: Rio with Graphite Cap and Lafitt® Grana Pavers in Rio
PLEASE SEE PAGE 144 REGARDING CALIFORNIA'S PROPOSITION 65*







BELAIR[®] WALL[®] 2.0

Victorian with Lafitt Rustic & Dublin Cobble pavers



EMPIRE



TOSCANA



VICTORIAN



FREESTANDING / RETAINING

CHISELED
MULTI-PIECE
IMPRESSIVE

FREESTANDING WALL



6 x 6 x 5



6 x 10 x 5



6 x 16 x 5



16 x 7 1/4 x 6



3 x 8 x 13 1/2



3 x 8 / 7 x 13 1/2

RETAINING WALL



6 x 6 x 8



6 x 10 x 8



6 x 16 x 8



6 x 8 x 11

WALL END

U START BASE BLOCK



3 1/2 x 18 1/2 x 12*
(Sold Separately)

Recommended for use with all available wall block units. Visit Belgard.com for full product information.

**Note: U Start Base Block actual coverage length is 16 1/16*

For walls over 30 inches in height, soil reinforcement is generally necessary. A qualified engineer should be consulted for design and analysis of structures.

ENGINEERED SOLUTIONS BY
ANCHOR[™]
WALL SYSTEMS

Right: Victorian

PLEASE SEE PAGE 144 REGARDING CALIFORNIA'S PROPOSITION 65





CASTLEMANOR[®]



TOSCANA



VICTORIAN



FREESTANDING / RETAINING

MULTI-PIECE
CHISELED
VERSATILE

MULTI-PIECE



6 x 6/4 x 10



6 x 8/6 x 10



6 x 8/7 x 10



6 x 10/8 x 10



6 x 12/10 x 10



6 x 16/14 x 10

COLUMN*



48 x 20 x 20

CAP



3 x 12 / 8 x 12

**Special order*

PLEASE SEE PAGE 144 REGARDING CALIFORNIA'S PROPOSITION 65







WESTON STONE™

UNIVERSAL

Toscana

NEW



AUTUMN



BELLA



TOSCANA



VICTORIAN



FREESTANDING / RETAINING

VERSATILE
MULTI-PIECE
TUMBLED

3-PIECE



4 x 8 x 8



4 x 8 x 12



4 x 8 x 16

UNIVERSAL



12 x 8 x 4

Right: Toscana with untumbled banding in Graphite & Tru-Scapes Hardscapes Light, Catalina Grana Border in Graphite & Lafitt Rustic Slab in Victorian

Also available in untumbled. Contact your Belgard Representative for more information.

PLEASE SEE PAGE 144 REGARDING CALIFORNIA'S PROPOSITION 65








NEW

DIAMOND[®]

9D



AUTUMN



GRAPHITE



VALLEY TAN



FREESTANDING / RETAINING

CLASSIC
DURABLE
TRUSTED

BLOCK



6 x 17³/₄ x 9

XL™ CAP*



3 x 18 / 12 x 13



Right: Autumn

**Cap also available in Empire, Bella, Toscana & Victorian*

PLEASE SEE PAGE 144 REGARDING CALIFORNIA'S PROPOSITION 65





HIGHLAND STONE®

*Victorian with Catalina Grana Border
in Graphite & Avalon Slate in Victorian*



BELLA



TOSCANA



VICTORIAN



FREESTANDING / RETAINING

CHARMING
MULTI-PIECE
VERSATILE

SMALL & MEDIUM FREESTANDING

LARGE FREESTANDING



6 x 6 x 9



6 x 12 x 9



6 x 18 x 9

SMALL & MEDIUM RETAINING

LARGE RETAINING

COLUMN/CORNER

CAP



6 x 6 x 12



6 x 12 x 12



6 x 18 x 12



6 x 18 x 9




3 x 18 / 12 x 13

For walls over 30 inches in height, soil reinforcement is generally necessary. A qualified engineer should be consulted for design and analysis of structures.



Right: Toscana with Catalina Grana Large in Victorian & Catalina Grana Border in Linen


PLEASE SEE PAGE 144 REGARDING CALIFORNIA'S PROPOSITION 65







Empire



EMPIRE



TOSCANA



VICTORIAN



FREESTANDING / RETAINING
PINNED SYSTEM
 VERSATILE
 INNOVATIVE

INNOVATIVE
 INSTALLATION 

This unique block can also be split to make column and corner units with easy-to-locate score lines.

For walls over 30 inches in height, soil reinforcement is generally necessary. A qualified engineer should be consulted for design and analysis of structures.



Right: Victorian

PLEASE SEE PAGE 144 REGARDING CALIFORNIA'S PROPOSITION 65

RETAINING WALL BLOCK



6 x 17³/₄ x 12

FREESTANDING WALL BLOCK



6 x 17³/₄ x 10

ANCHOR™ FIBERGLASS PINS




5 x 1/2 (Included on Pallet)

XL™ CAP



3 x 18 / 12 x 13







LEGEND





*When your project demands more
from a product, these materials
offer limitless possibilities*

VISIT Belgard.com/VersatileLandscaping
FOR OUR PROJECT IDEA BOOK AND MORE

METROPOLITAN

102
Artforms™

104
Melville Tandem™

NATURAL

106
Ashlar Tandem™

VERSATILE LANDSCAPING



REVOLUTIONIZE
your PATIO

CUSTOMIZE YOUR SPACE WITH ARTFORMS™

This revolutionary system utilizes a large-format modular panel system to create infinite design possibilities with ease. High-strength concrete is mechanically fastened with stainless steel hardware creating little to no mess or disruption.



SHAPES & SIZES



18 x 36 x 3



6 x 36 x 3

AVAILABLE COLORS



SCANDINA GREY



AMBER BEIGE



SHADED GREY



ROCKLAND BLACK

Please contact your local Belgard representative for accurate samples, availability and pricing.




SEE WHAT'S POSSIBLE AT Belgard.com/Artforms
OR CHECK OUT OUR ARTFORMS IDEA BOOK





Riviera



RIVIERA

VICTORIAN

MELVILLE TANDEM™

MULTI-PIECE CONTEMPORARY SMOOTH

INNOVATIVE
INSTALLATION 

Visit [Beldgard.com/Tandem](https://Belgard.com/Tandem)
to learn more about how
Tandem can be used to
create kitchens, walls,
fire features & more!

Installed in HGTV's Dream Home 2020!


DREAM HOME
PROUD SPONSOR 2020

Beldgard.com/HGTVDreamHome

Right: Victorian with Melville™ Wall Cap in Graphite, Moduline Series® Slab in Victorian & Catalina™ Border in Graphite

PLEASE SEE PAGE 144 REGARDING
CALIFORNIA'S PROPOSITION 65

MELVILLE TANDEM UNITS 1, 2 & 3



7 x 13³/₁₆ x 2⁵/₁₆



7 x 15¹³/₁₆ x 2⁵/₁₆



7 x 18⁷/₁₆ x 2⁵/₁₆

TANDEM CAP



3¹/₄ x 24 x 15

MODULAR BLOCK



7¹/₁₆ x 7⁷/₈ x 7⁷/₈
(Connectors Included)

Visit
Beldgard.com/Tandem for
full product information

U START BASE BLOCK®



3¹/₂ x 18⁷/₁₆ x 12*
(Sold Separately)

Recommended for use with all available
wall block units. Visit Beldgard.com for
full product information.

*Note: U Start Base Block actual
coverage length is 16¹/₁₆





ASHLAR TANDEM™



TOSCANA



VICTORIAN



MULTI-PIECE
CHISELED
VERSATILE

INNOVATIVE
INSTALLATION 

Visit Belgard.com/Tandem
to learn more about how
Tandem can be used to
create kitchens, walls,
fire features & more!

Installed in HGTV's Dream Home 2020!


DREAM HOME
PROUD SPONSOR 2020

Belgard.com/HGTVDreamHome

ASHLAR TANDEM UNITS 1, 2 & 3



7 x 13³/₁₆ x 2⁵/₈



7 x 15¹³/₁₆ x 2⁵/₈



7 x 18⁷/₁₆ x 2⁵/₈

TANDEM CAP



3¹/₄ x 24 x 15

MODULAR BLOCK



7¹/₁₆ x 7⁷/₈ x 7⁷/₈
(Connectors Included)

Visit
Belgard.com/Tandem for
full product information

U START BASE BLOCK*




3¹/₂ x 18⁷/₁₆ x 12*
(Sold Separately)

Recommended for use with all available
wall block units. Visit Belgard.com for
full product information.

*Note: U Start Base Block actual
coverage length is 16¹/₁₆

Right: Toscana with Lafitt Grana Slab in Toscana
PLEASE SEE PAGE 144 REGARDING CALIFORNIA'S PROPOSITION 65





LEGEND



NATURAL



HERITAGE

FIRE FEATURES



NATURAL

110
Bordeaux® Series

112
Bristol™ Series

HERITAGE

113
Brighton™ Series

114
Weston Stone™
Fire Pit Kit

115
Weston Stone™
Kits



BORDEAUX™

SERIES

Sienna Blend with Midnight accent



SIENNA BLEND
BODY COLOR



BUFF
ACCENT OPTION



MIDNIGHT
ACCENT OPTION



NATURAL
POLISHED
GRAND

Right: Sienna Blend with Buff accent

**Product image represents dimensions and shape, not surface texture*

PLEASE NOTE: All of our fireplaces and fire pits come standard as wood-burning units. However, our fireplaces and fire pits can be retro-fitted for gas burning log sets and burners. Please contact us for more details at 877-235-4273. Be sure to check with your local municipality for any codes that may affect your installation. Grill island includes Stainless Grill and Door Set. Grill is available in propane or natural gas. Must be specified when placing order.

PLEASE SEE PAGE 144 REGARDING CALIFORNIA'S PROPOSITION 65



GRILL ISLAND
2'6"D x 5'11"W x 3'5"H
(Grill and doors included)




FIREPLACE WOOD BOXES
2'1¼"D x 3'3"W x 3'1"H per box
(Sold as pair)



FIREPLACE
2'7"D x 4'3"W x 7'8"H
Also available in XL:
Approximately 9 ft. tall



LINEAR FIRE TABLE
2'11"D x 6'2"W x 2'5"H



LINEAR FIREPLACE*
3'6½"D x 4'5¼"W x 7'8"H





**GRILL ISLAND**

3'D x 6'4"W x 4'4"H
(Grill and doors included)

**FIREPLACE WOOD BOXES**

2'4"D x 3'W x 3'3"H per box
(Sold as pair)

**FIREPLACE**

3'D x 5'W x 9'6"H

**HEARTH**

2'D x 5'W x 11"H

GASCONY TAN
BODY COLOR



ASHBURY HAZE
ACCENT COLOR



COTSWOLD MIST
BODY COLOR



BROOKSTONE SLATE
ACCENT COLOR



TUMBLED
RUSTIC
INVITING



BRISTOL™ SERIES

Gascony Tan with Ashbury Haze accent

PLEASE NOTE: All of our fireplaces and fire pits come standard as wood-burning units. However, our fireplaces and fire pits can be retro-fitted for gas burning log sets and burners. Please contact us for more details at 877-235-4273.

Be sure to check with your local municipality for any codes that may affect your installation. Grill island includes Stainless Grill and Door Set. Grill is available in propane or natural gas. Must be specified when placing order.

PLEASE SEE PAGE 144 REGARDING CALIFORNIA'S PROPOSITION 65



Cotswold Mist with Brookstone Slate accent

GASCONY TAN
BODY COLOR



ASHBURY HAZE
ACCENT COLOR



COTSWOLD MIST
BODY COLOR



BROOKSTONE SLATE
ACCENT COLOR



H
TUMBLER
RUSTIC
CLASSIC



FIREPLACE

3'4"D x 4'4"W x 8'4"H



FIREPLACE WOOD BOXES

2'4"D x 2'8"W x 2'11"H per box
(Sold as pair)

PLEASE NOTE: All of our fireplaces and fire pits come standard as wood-burning units. However, they can be retro-fitted for gas burning log sets and burners. Please contact us for more details at 877-235-4273. Be sure to check with your local municipality for any codes that may affect your installation.

PLEASE SEE PAGE 144 REGARDING CALIFORNIA'S PROPOSITION 65



TOSCANA

VICTORIAN

H TUMBLED RUSTIC COMPACT

ROUND FIRE PIT:

Outside is 4' in diameter
Stacks up to 3 rows high

Fire ring is included.

*Also available in a kit with 4 rows high, contact
your Belgard Representative for information.*



WESTON STONE™ FIRE PIT KIT

*Toscana with Lafitt Rustic Slab in Victorian
(pictured without the ring)*

FIRE PIT KIT



4 x 8 x 8

PLEASE NOTE: All of our fireplaces and fire pits come standard as wood-burning units. However, our fireplaces and fire pits can be retro-fitted for gas burning log sets and burners. Please contact us for more details at 877-235-4273. Be sure to check with your local municipality for any codes that may affect your installation.

PLEASE SEE PAGE 144 REGARDING CALIFORNIA'S PROPOSITION 65



WESTON STONE™ KITS



BELLA



TOSCANA



VICTORIAN

H
MODULAR
TUMBLED
VERSATILE

**GRILL ISLAND**

3'2"D x 5'11"W x 3'4"H
(Grill and doors included)

**LINEAR FIREPLACE**

3'2"D x 8'2"W x 40"H

**LINEAR FIRE PIT**

3'2"D x 8'2"W x 16"H

PLEASE NOTE: All of our fireplaces and fire pits come standard as wood-burning units. However, our fireplaces and fire pits can be retro-fitted for gas burning log sets and burners. Please contact us for more details at 877-235-4273. Be sure to check with your local municipality for any codes that may affect your installation. Grill island includes Stainless Grill and Door Set. Grill is available in propane or natural gas. Must be specified when placing order.

PLEASE SEE PAGE 144 REGARDING CALIFORNIA'S PROPOSITION 65



LEGEND



METROPOLITAN



NATURAL




HERITAGE



LEGACY

ACCESSORIES



METROPOLITAN

118
Laguna™ Coping

119
Melville™ Curb

NATURAL

120
Anglia Edger®

122
Landings™ Step Unit

LEGACY

124
Column Cap

125
Marina™ Coping



GRAY



GRAPHITE



TAN

IM
 MODERN
 STYLISH
 ACCENT



LAGUNA™

COPING

Gray (straight edge)

60MM



14³/₁₆ x 23⁵/₁₆ x 2³/₁₆

*Contact your local Belgard® representative for edge options
 (45 degree, bullnose, straight)*

PLEASE SEE PAGE 144 REGARDING CALIFORNIA'S PROPOSITION 65



MELVILLE™


CURB



GRAPHITE



FOUNDRY



VICTORIAN

**SMOOTH
ACCENT
LINEAR**



CURB



4 x 24 x 6½

Installed in HGTV's Dream Home 2020!

HGTV
DREAM HOME
PROUD SPONSOR 2020


[Beldgard.com/HGTVDreamHome](http://Belgard.com/HGTVDreamHome)

PLEASE SEE PAGE 144 REGARDING CALIFORNIA'S PROPOSITION 65




ANGLIA EDGER[®]

Toscana



BELLA



TOSCANA



VICTORIAN



CHISELED
TAPERED
ACCENT

MULTI-PIECE



5 1/4 x 8 x 8



5 1/4 x 8 x 10 1/2




5 1/4 x 8 x 15 5/8



5 1/4 x 8 x 18

Right: Victorian with Avalon Slate pavers in Victorian


PLEASE SEE PAGE 144 REGARDING CALIFORNIA'S PROPOSITION 65







Foundry



GRAPHITE



FOUNDRY



TOSCANA



VICTORIAN



GRAND
QUARRIED
SEAMLESS

Installed in HGTV's Dream Home 2021!



[Beldgard.com/HGTVDreamHome](http://Belgard.com/HGTVDreamHome)




Right: Graphite with Melville™ Wall in Rio with Graphite Cap and Lafitt® Grana Slab in Rio

PLEASE SEE PAGE 144 REGARDING CALIFORNIA'S PROPOSITION 65

STEP UNIT



6 x 48 x 18








GRAPHITE



TOSCANA



VICTORIAN



IMPACTFUL
CLASSIC
TIMELESS



Graphite with Belair 2.0 Wall in Toscana

NEW

COLUMN CAP

CAP



28 x 28 x 3



MARINA™

COPING

Graphite



AUTUMN




RIO




BELLA




TOSCANA



GRAPHITE



VICTORIAN



MONTECITO


VERSATILE
LIGHTWEIGHT
SMOOTH

COPING



6 x 12 x 2 3/8

COMPLETE PAVER CARE

For over 35 years, installers and homeowners everywhere trust the effectiveness and durability of Techniseal® products to keep their hardscapes as beautiful as they envisioned.

Over 35 million sq. ft. of sealer coverage shipped from 2016 to present – 43 times the size of Madison Square Garden in New York

Over 107 million sq. ft. of sand coverage shipped from 2016 to present – 3 times the size of Central Park in New York

Over 98,000 gallons of cleaners shipped from 2016 to present – the equivalent of 36 minutes of water dropping from Burney Falls in California





INSTALL

SANDS

High-performance jointing materials remain flexible to withstand seasonal weather impact, with lasting durability to prevent weed and insect invasion. Sand is available in a variety of colors to suit your style; contact your local Belgard® Representative for your regional offerings.



CLEAN

CLEANERS



Superior solutions for any cleaning challenge, from light cleaning to deep oil, rust, or grime removal. Contact your Belgard Representative for availability on Techniseal cleaning products.



PROTECT

SEALERS









Enhance the look of your outdoor space with the perfect finish, while protecting your hardscape from weathering and staining.








PREVENTATIVE MAINTENANCE

Untreated concrete pavers are porous and can absorb stains if not properly maintained. To keep your space looking its best, address surface grime and stubborn spots with Techniseal specialized cleaners to help prevent long-term damage to your pavers. Select a high-quality Techniseal sealer in your preferred finish to enhance your hardscape's overall look and help prevent stains. Whether installing a new hardscape or restoring an existing space, Techniseal offers solutions to maximize the life of concrete pavers.

PAVERS



PALLET INFORMATION / ESTIMATING CHART









 AVALON SLATE			SQFT/ PALLET	SQFT/ LAYER	LAYER/ PALLET	UNITS/ PALLET	UNITS/ LAYER	UNITS/ SQFT	WEIGHT/ UNIT	WEIGHT/ LAYER	WEIGHT/ PALLET
3-PIECE SMALL		6 x 3 x 2 ³ / ₈	20	2	-	160	16	8	3.36	53.82	538
		6 x 6 x 2 ³ / ₈	40	4	-	160	16	4	6.73	107.64	1076.4
		6 x 9 x 2 ³ / ₈	60	6	-	160	16	2.67	10.09	161.46	1614.6
TOTAL			120	12	10	480	48	-	-	323	3230
3-PIECE LARGE		12 x 6 x 2 ³ / ₈	30	3	-	60	6	2	14.46	80.75	807.5
		12 x 9 x 2 ³ / ₈	30	3	-	40	4	1.33	20.19	80.75	807.5
		12 x 12 x 2 ³ / ₈	60	6	-	60	6	1	26.91	161.46	1614.6
TOTAL			120	12	10	160	16	-	-	323	3230
BORDER		6 x 9 x 2 ³ / ₈	112	11.2	10	300	30	2.67	10.06	302	3020





 CAMBRIDGE COBBLE®			SQFT/ PALLET	SQFT/ LAYER	LAYER/ PALLET	UNITS/ PALLET	UNITS/ LAYER	UNITS/ SQFT	WEIGHT/ UNIT	WEIGHT/ LAYER	WEIGHT/ PALLET
6 X 6 60MM		6 x 6 x 2 ³ / ₈	120	12	10	480	48	4	6.73	323	3230
6 X 6 80MM		6 x 6 x 3 ¹ / ₈	96	12	8	384	48	4	9.30	447.5	3580
6 X 9 60MM		6 x 9 x 2 ³ / ₈	112	11.25	10	300	30	2.67	10.07	302	3020
6 X 9 80MM		6 x 9 x 3 ¹ / ₈	90	11.25	8	240	30	2.67	14	420	3360
LARGE RECTANGLE		9 x 12 x 2 ³ / ₈	120	12	10	160	16	1.33	19.29	308.6	3086
CIRCLE KIT		5 ⁷ / ₈ x variable x 2 ³ / ₈	78.5	7.85	10	-	-	-	-	214	2140

PAVERS

PALLET INFORMATION / ESTIMATING CHART



 BELGIAN COBBLE®			SQFT/ PALLET	SQFT/ LAYER	LAYER/ PALLET	UNITS/ PALLET	UNITS/ LAYER	UNITS/ SQFT	WEIGHT/ UNIT	WEIGHT/ LAYER	WEIGHT/ PALLET
MULTI-PIECE		Variable x 2 $\frac{3}{8}$ "	85	8.5	10	580	58	2.08	3.54	205.5	2055



 CATALINA GRANA®			SQFT/ PALLET	SQFT/ LAYER	LAYER/ PALLET	UNITS/ PALLET	UNITS/ LAYER	UNITS/ SQFT	WEIGHT/ UNIT	WEIGHT/ LAYER	WEIGHT/ PALLET
3-PIECE SMALL		6 x 3 x 2 $\frac{3}{8}$ "	20	2	-	160	16	8	3.36	53.82	538
		6 x 6 x 2 $\frac{3}{8}$ "	40	4	-	160	16	4	6.73	107.64	1076.4
		6 x 9 x 2 $\frac{3}{8}$ "	60	6	-	160	16	2.67	10.09	161.46	1614.6
TOTAL			120	12	10	480	48	-	-	323	3230
3-PIECE LARGE		12 x 6 x 2 $\frac{3}{8}$ "	30	3	-	60	6	2	14.46	80.75	807.50
		12 x 9 x 2 $\frac{3}{8}$ "	30	3	-	40	4	1.33	20.19	80.75	807.5
		12 x 12 x 2 $\frac{3}{8}$ "	60	6	-	60	6	1	26.91	161.46	1614.6
TOTAL			120	12	10	160	16	-	-	323	3230
BORDER		6 x 9 x 2 $\frac{3}{8}$ "	112	11.2	10	300	30	2.67	10.06	302	3020




 DIMENSIONS™ 3-PIECE			SQFT/ PALLET	SQFT/ LAYER	LAYER/ PALLET	UNITS/ PALLET	UNITS/ LAYER	UNITS/ SQFT	WEIGHT/ UNIT	WEIGHT/ LAYER	WEIGHT/ PALLET
DIMENSIONS 78		9 x 18 x 2 $\frac{3}{8}$ "	22.5	2.25	-	20	2	0.88	31.4	62.74	627.4
		18 x 18 x 2 $\frac{3}{8}$ "	22.5	2.25	-	10	1	0.44	63	28.6	286
		27 x 18 x 2 $\frac{3}{8}$ "	67.5	6.75	-	20	2	0.29	94.7	189.4	1894
TOTAL			112.5	11.3	10	50	-	-	-	315.2	3152

PAVERS

PALLET INFORMATION / ESTIMATING CHART




DUBLIN COBBLE®		SQFT/ PALLET	SQFT/ LAYER	LAYER/ PALLET	UNITS/ PALLET	UNITS/ LAYER	UNITS/ SQFT	WEIGHT/ UNIT	WEIGHT/ LAYER	WEIGHT/ PALLET	
3-PIECE MODULAR		3 x 6 x 2 ³ / ₈	19	1.9	-	169	16	8	3.21	51.33	513.33
		6 x 6 x 2 ³ / ₈	38	3.8	-	160	16	4	6.42	102.67	1026.66
		6 x 9 x 2 ³ / ₈	57	5.7	-	160	16	2.67	9.63	154	1540
TOTAL			114	11.4	10	480	48	-	-	308	3080
LARGE SQUARE		9 x 9 x 2 ³ / ₈	106	10.6	10	200	20	1.88	14.30	286	2860
CIRCLE KIT		various x 2 ³ / ₈	99	9.9	10	-	-	-	-	268	2680





HOLLAND STONE		SQFT/ PALLET	SQFT/ LAYER	LAYER/ PALLET	UNITS/ PALLET	UNITS/ LAYER	UNITS/ SQFT	WEIGHT/ UNIT	WEIGHT/ LAYER	WEIGHT/ PALLET	
60MM		4 x 8 x 2 ³ / ₈	120	12	10	540	54	4.5	5.98	323	3230
80MM		4 x 8 x 3 ¹ / ₈	96	12	8	432	54	4.5	6.38	345	3450





LAFITT® GRANA SLAB		SQFT/ PALLET	SQFT/ LAYER	LAYER/ PALLET	UNITS/ PALLET	UNITS/ LAYER	UNITS/ SQFT	WEIGHT/ UNIT	WEIGHT/ LAYER	WEIGHT/ PALLET	
3-PIECE MODULAR		7 ¹ / ₂ x 15 x 2	28	2.33	-	36	3	1.28	18.16	54.5	654
		15 x 15 x 2	56	4.66	-	36	3	0.64	36.33	109	1308
		15 x 22 ¹ / ₂ x 2	56	4.66	-	24	2	0.43	54.5	109	1308
TOTAL			140	11.66	12	96	8	-	-	272.5	3270

PAVERS

PALLET INFORMATION / ESTIMATING CHART







LAFITT® RUSTIC SLAB		SQFT/ PALLET	SQFT/ LAYER	LAYER/ PALLET	UNITS/ PALLET	UNITS/ LAYER	UNITS/ SQFT	WEIGHT/ UNIT	WEIGHT/ LAYER	WEIGHT/ PALLET	
3-PIECE MODULAR		7½ x 15 x 2	28	2.33	–	36	3	1.28	18.16	54.5	654
		15 x 15 x 2	56	4.66	–	36	3	0.64	36.33	109	1308
		15 x 22½ x 2	56	4.66	–	24	2	0.43	54.5	109	1308
TOTAL		140	11.66	12	96	8	–	–	272.5	3270	





MEGA-BERGERAC®		SQFT/ PALLET	SQFT/ LAYER	LAYER/ PALLET	UNITS/ PALLET	UNITS/ LAYER	UNITS/ SQFT	WEIGHT/ UNIT	WEIGHT/ LAYER	WEIGHT/ PALLET	
3-PIECE MODULAR		4¾ x 9½ x 3⅛	16	2	–	48	6	3	11	66	528
		9½ x 9½ x 3⅛	32	4	–	48	6	1.5	22.02	132.12	1057
		14¼ x 9½ x 3⅛	40	5	–	40	5	1	33.02	198.13	1585
TOTAL		88	11	8	136	17	–	–	396.25	3170	
LG. SQ.		14¼ x 9½ x 3⅛	68	8.5	8	48	6	0.7	51.25	307.5	2460




MEGA-LAFITT®		SQFT/ PALLET	SQFT/ LAYER	LAYER/ PALLET	UNITS/ PALLET	UNITS/ LAYER	UNITS/ SQFT	WEIGHT/ UNIT	WEIGHT/ LAYER	WEIGHT/ PALLET	
3-PIECE MODULAR		5⅜ x 10⅜ x 3⅛	15.45	1.72	–	36	4	2.32	15.44	61.77	556
		10⅜ x 10⅜ x 3⅛	30.9	3.43	–	36	4	1.16	30.94	123.77	1114
		15¹⁄₁₆ x 10⅜ x 3⅛	46.35	5.15	–	45	5	0.97	37.11	185.55	1670
TOTAL		92.7	10.3	9	117	13	–	–	371.11	3340	
LG. SQ.		15¹⁄₁₆ x 15¹⁄₁₆ x 3⅛	93	10.33	9	54	6	0.58	61.85	371.11	3340

PAVERS

PALLET INFORMATION / ESTIMATING CHART














MELVILLE™ PLANK		SQFT/ PALLET	SQFT/ LAYER	LAYER/ PALLET	UNITS/ PALLET	UNITS/ LAYER	UNITS/ SQFT	WEIGHT/ UNIT	WEIGHT/ LAYER	WEIGHT/ PALLET	
3-PIECE SLIM		5 x 11 ¹³ / ₁₆ x 2 ³ / ₈	29	2.9	–	70	7	2.41	11.25	78.75	282.5
		5 x 15 ³ / ₄ x 2 ³ / ₈	38.5	3.85	–	70	7	1.81	15.30	107.1	1071
		5 x 19 ¹¹ / ₁₆ x 2 ³ / ₈	47	4.7	–	70	7	1.49	18.45	129.15	1291.5
TOTAL		114.5	11.45	10	210	21	–	–	315	3150	
3-PIECE LARGE		7 ¹ / ₂ x 11 ¹³ / ₁₆ x 2 ³ / ₈	30.35	3.035	–	50	5	1.65	16.9	84.5	845
		7 ¹ / ₂ x 15 ³ / ₄ x 2 ³ / ₈	41	4.1	–	50	5	1.22	22.98	114.92	1149.2
		7 ¹ / ₂ x 19 ¹¹ / ₁₆ x 2 ³ / ₈	51.35	5.135	–	50	5	0.97	27.72	138.58	1385.8
TOTAL		122.7	12.27	10	150	15	–	–	338	3380	

MODULINE SERIES®		SQFT/ PALLET	SQFT/ LAYER	LAYER/ PALLET	UNITS/ PALLET	UNITS/ LAYER	UNITS/ SQFT	WEIGHT/ UNIT	WEIGHT/ LAYER	WEIGHT/ PALLET	
12 X 24 24 X 24 12 X 18 18 X 18		12 x 24 x 2 ³ / ₈	120	12	10	60	6	0.5	53.83	323	3230
		24 x 24 x 2 ³ / ₈	80	8	10	20	2	0.25	108.5	217	2170
		12 x 18 x 2 ³ / ₈	120	12	10	80	8	0.66	40.38	323	3230
		18 x 18 x 2 ³ / ₈	90	9	10	40	4	0.44	61	244	2440

OLD WORLD PAVER™		SQFT/ PALLET	SQFT/ LAYER	LAYER/ PALLET	UNITS/ PALLET	UNITS/ LAYER	UNITS/ SQFT	WEIGHT/ UNIT	WEIGHT/ LAYER	WEIGHT/ PALLET	
3-PIECE		7 ¹ / ₁₆ x 5 x 3 ¹ / ₈	23.63	2.953	–	88	11	3.73	9.97	109.68	877.5
		10 ¹ / ₄ x 5 x 3 ¹ / ₈	34.36	4.295	–	96	12	2.79	12.86	154.37	1235
		12 ¹³ / ₁₆ x 5 x 3 ¹ / ₈	32.28	4.035	–	72	9	2.23	15.8	142.18	1137.5
TOTAL		90.27	9.027	8	256	32	–	–	406.25	3250	


PAVERS




PALLET INFORMATION / ESTIMATING CHART




E AQUA DUBLIN		SQFT/ PALLET	SQFT/ LAYER	LAYER/ PALLET	UNITS/ PALLET	UNITS/ LAYER	UNITS/ SQFT	WEIGHT/ UNIT	WEIGHT/ LAYER	WEIGHT/ PALLET	
3-PIECE		3½ x 6¼ x 3½	20	2.5	–	120	15	6	5.94	89.1	712.8
		6¼ x 6¼ x 3½	21.28	2.66	–	64	8	3	11.64	93.15	745.2
		10¼ x 6¼ x 3½	51.12	6.39	–	104	13	2.03	17.13	222.75	1782
TOTAL		92.4	11.55	8	288	36	–	–	405	3240	
E AQUALINE™		SQFT/ PALLET	SQFT/ LAYER	LAYER/ PALLET	UNITS/ PALLET	UNITS/ LAYER	UNITS/ SQFT	WEIGHT/ UNIT	WEIGHT/ LAYER	WEIGHT/ PALLET	
80MM		4½ x 9 x 3½	90	11.25	8	320	40	3.55	8.61	344.44	3100
E TURFSTONE™		SQFT/ PALLET	SQFT/ LAYER	LAYER/ PALLET	UNITS/ PALLET	UNITS/ LAYER	UNITS/ SQFT	WEIGHT/ UNIT	WEIGHT/ LAYER	WEIGHT/ PALLET	
80MM		16 x 24 x 3½	101	10.1	10	40	4	0.38	67	268	2680
E URBANA STONE®		SQFT/ PALLET	SQFT/ LAYER	LAYER/ PALLET	UNITS/ PALLET	UNITS/ LAYER	UNITS/ SQFT	WEIGHT/ UNIT	WEIGHT/ LAYER	WEIGHT/ PALLET	
3-PIECE 60MM		8 x 4 x 2¾	19.4	1.94	–	90	9	4.64	5.81	52.3	523
		8 x 8 x 2¾	38.8	3.88	–	90	9	2.32	11.63	104.7	1047
		8 x 12 x 2¾	58.2	5.82	–	90	9	1.55	17.44	157	1570
TOTAL		116.4	11.64	10	270	27	–	–	314	3140	
3-PIECE 80MM		8 x 4 x 3½	17.46	1.94	–	81	9	4.64	7.75	69.78	628
		8 x 8 x 3½	34.92	3.88	–	81	9	2.32	15.52	139.66	1257
		8 x 12 x 3½	52.38	5.82	–	81	9	1.55	23.27	209.44	1885
TOTAL		104.76	11.64	9	108	27	–	–	418.88	3770	
LG. SQ. 60MM		12 x 12 x 2¾	116.25	11.65	10	120	12	1	26.16	314	3140
LG. SQ. 80MM		12 x 12 x 3½	104.85	11.65	9	108	12	1	34.9	418.88	3770


PORCELAIN PAVERS


PALLET INFORMATION / ESTIMATING CHART



ARDESIE			GROSS WEIGHT / BOX	PIECES / BOX	SQFT / BOX	BOXES / PALLET	SQFT / PALLET	GROSS WEIGHT / PALLET
24 X 24		23.54 x 23.54 x 3/4	72	2	7.75	30	232.5	2160

BLUE.S			GROSS WEIGHT / BOX	PIECES / BOX	SQFT / BOX	BOXES / PALLET	SQFT / PALLET	GROSS WEIGHT / PALLET
24 X 24		23.54 x 23.54 x 3/4	72	2	7.75	30	232.5	2160
36 X 36		35.35 x 35.35 x 3/4	80	1	8.7	18	156.6	1440
48 X 48		47.17 x 47.17 x 3/4	148.5	1	15.5	18	279	2774.2

GLOCAL			GROSS WEIGHT / BOX	PIECES / BOX	SQFT / BOX	BOXES / PALLET	SQFT / PALLET	GROSS WEIGHT / PALLET
24 X 24		23.54 x 23.54 x 3/4	72	2	7.75	30	232.5	2160
24 X 48		23.54 x 47.17 x 3/4	74	1	7.75	35	271.25	2621
48 X 48		47.17 x 47.17 x 3/4	148.5	1	15.5	18	279	2774.2






LAGOON			GROSS WEIGHT / BOX	PIECES / BOX	SQFT / BOX	BOXES / PALLET	SQFT / PALLET	GROSS WEIGHT / PALLET
24 X 48		23.54 x 47.17 x 3/4	74	1	7.75	35	271.25	2621




NAME			GROSS WEIGHT / BOX	PIECES / BOX	SQ FT / BOX	BOXES / PALLET	SQ FT / PALLET	GROSS WEIGHT / PALLET
24 X 24		23.54 x 23.54 x 3/4	72	2	7.75	30	232.5	2160




NOON			GROSS WEIGHT / BOX	PIECES / BOX	SQFT / BOX	BOXES / PALLET	SQFT / PALLET	GROSS WEIGHT / PALLET
8 X 48		7.80 x 47.17 x 3/4	46	2	5.06	30	151.8	1380
12 X 48		11.73 x 47.17	74	2	7.75	36	279	2664



PORCELAIN PAVERS



PALLET INFORMATION / ESTIMATING CHART


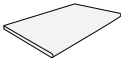
 QUARZITI 2.0			GROSS WEIGHT / BOX	PIECES / BOX	SQFT / BOX	BOXES / PALLET	SQFT / PALLET	GROSS WEIGHT / PALLET
12 X 24		11.73 x 23.54 x 3/4	54.45	3	5.81	40	232.4	2178
18 X 36		17.64 x 35.35 x 3/4	81.4	2	8.7	27	234.9	2198
24 X 24		23.54 x 23.54 x 3/4	72	2	7.75	30	232.5	2160
24 X 48		23.54 x 47.17 x 3/4	74	1	7.75	35	271.25	2621

 SILVERLAKE			GROSS WEIGHT / BOX	PIECES / BOX	SQFT / BOX	BOXES / PALLET	SQFT / PALLET	GROSS WEIGHT / PALLET
24 X 24		23.54 x 23.54 x 3/4	72	2	7.75	30	232.5	2160
24 X 48		23.54 x 47.17 x 3/4	74	1	7.75	35	271.25	2621

 SUNDECK			GROSS WEIGHT / BOX	PIECES / BOX	SQFT / BOX	BOXES / PALLET	SQFT / PALLET	GROSS WEIGHT / PALLET
12 X 48		11.73 x 47.17	74	2	7.75	36	279	2664
24 X 24		23.54 x 23.54 x 3/4	72	2	7.75	30	232.5	2160












 VERONA			GROSS WEIGHT / BOX	PIECES / BOX	SQFT / BOX	BOXES / PALLET	SQFT / PALLET	GROSS WEIGHT / PALLET
24 X 24		23.54 x 23.54 x 3/4	72	2	7.75	30	232.5	2160

 PORCELAIN VENEER			GROSS WEIGHT / BOX	PIECES / BOX	SQ FT / BOX	BOXES / PALLET	SQ FT / PALLET	GROSS WEIGHT / PALLET
4 X 18		4.13 x 17.72 x 3/4	35	14	7.1	55	390.5	1900

 UNICO			GROSS WEIGHT / BOX	PIECES / BOX	LN FT / BOX	BOXES / PALLET	LN FT / PALLET	GROSS WEIGHT / PALLET
UNICO		12.99 x 23.54 x 3/4	52	3	6	40	240	2080

WALLS









PALLET INFORMATION / ESTIMATING CHART



 BELAIR WALL® 2.0		SQFT/ PALLET	SQFT/ LAYER	LAYER/ PALLET	UNITS/ PALLET	UNITS/ LAYER	UNITS/ SQFT	WEIGHT/ UNIT	WEIGHT/ LAYER	WEIGHT/ PALLET	
FREESTANDING WALL		6 x 6 x 5	3.75	0.75	-	30	6	8	11.25	67.5	337.5
		6 x 10 x 5	6.25	1.25	-	30	6	4.8	18.75	112.5	562.5
		6 x 16 x 5	20	4	-	60	12	3	30	360	1800
	TOTAL		30	6	5	120	24	-	-	540	2700
RETAINING WALL		6 x 6 x 8	3.75	1.25	-	15	5	4	20.4	102	306
		6 x 10 x 8	6.25	2.08	-	15	5	2.4	34.06	170.33	511
		6 x 16 x 8	20	6.66	-	30	10	1.5	54.26	542.66	1628
	TOTAL		30	10	3	60	20	-	-	815	2445
CORNER		16 x 7.25 x 6	18.66	9.33	2	28	14	1.5	71.5	1001.5	2003
CAP		3 x 8 / 7 x 13½	90 LF	11.25	8	144	18	1.6	24.37	438.75	3510
CAP END		3 x 8 x 13½	24 LF	12	2	36	18	1.5	25.33	456	912
WALL END		6 x 8 x 11	14	7	2	42	21	3	43.61	916	1832

NOTES

WALLS










PALLET INFORMATION / ESTIMATING CHART




CASTLEMANOR®		SQFT/ PALLET	SQFT/ LAYER	LAYER/ PALLET	UNITS/ PALLET	UNITS/ LAYER	UNITS/ SQFT	WEIGHT/ UNIT	WEIGHT/ LAYER	WEIGHT/ PALLET	
WALL UNITS		6 x 6 / 4 x 10	2.62	0.52	-	10	2	3.84	26	52	260
		6 x 8 / 6 x 10	3.43	0.68	-	10	2	2.94	33.8	67.6	338
		6 x 8 / 7 x 10	3.43	0.68	-	10	2	2.94	36.4	72.8	364
		6 x 10 / 8 x 10	4.26	0.85	-	10	2	2.35	41.6	83.2	416
		6 x 12 / 10 x 10	5.5	1.1	-	10	2	1.81	54.6	109.2	546
		6 x 16 / 14 x 10	6.76	1.37	-	10	2	1.46	67.6	135.2	676
TOTAL		26	5.2	5	60	12	-	-	520	2600	
CAP		3 x 12 / 8 x 12	60 LF	10 LF	6	72	12	1.2 LF	28.32	339.83	2039
COLUMN		Blocks: 6 x 6 / 4 x 10 6 x 16 / 14 x 10 Makes 48 x 20 x 20 column	-	-	5	2	-	-	1625	650	3250

DIAMOND® 9D		SQFT/ PALLET	SQFT/ LAYER	LAYER/ PALLET	UNITS/ PALLET	UNITS/ LAYER	UNITS/ SQFT	WEIGHT/ UNIT	WEIGHT/ LAYER	WEIGHT/ PALLET	
BLOCK		6 x 17 1/4 x 9	35.5	8.875	4	48	12	1.35	55.62	667.5	2670
CAP		3 x 18 / 12 x 13	78.75 LF	11.25 LF	7	63	9	1.25 LF	58.73	528.57	3700

WALLS





PALLET INFORMATION / ESTIMATING CHART


 HIGHLAND STONE®			SQFT/ PALLET	SQFT/ LAYER	LAYER/ PALLET	UNITS/ PALLET	UNITS/ LAYER	UNITS/ SQFT	WEIGHT/ UNIT	WEIGHT/ LAYER	WEIGHT/ PALLET
FSW 6 / 12		6 x 6 / 4 x 9	10.67	2.67	-	48	12	4.49	23.2	278.44	1113.75
		6 x 12 / 10 x 9	21.33	5.33	-	48	12	2.25	47.1	565.31	2261.25
TOTAL			32	8	4	96	24	-	-	843.75	3375
FSW 18		6 x 18 / 16 x 9	27	9	3	36	12	1.33	82.22	986.66	2960
SRW 6 / 12		6 x 6 x 12	9	2.25	-	36	9	4	26.58	239.25	957
		6 x 12 x 12	18	4.5	-	36	9	2	53.97	485.75	1943
TOTAL			27	6.75	4	72	18	-	-	725	2900
SRW 18		6 x 18 x 12	27	6.75	4	36	9	1.33	76.66	690	2760
CORNER		6 x 18 x 9	36	9	4	32	8	0.88	95.06	760.5	3042
CAP		3 x 18 / 12 x 13	78.75 LF	11.25 LF	7	63	9	1.25 LF	58.73	528.57	3700


 MELVILLE™ WALL			SQFT/ PALLET	SQFT/ LAYER	LAYER/ PALLET	UNITS/ PALLET	UNITS/ LAYER	UNITS/ SQFT	WEIGHT/ UNIT	WEIGHT/ LAYER	WEIGHT/ PALLET
UNIT		4 x 20 x 10	26.67	4.44	6	48	8	1.8	48.75	390	3120
CAP		2 x 20 x 13	120 LF	10 LF	12	72	6	0.6 LF	43.33	260	3100


WALLS

PALLET INFORMATION / ESTIMATING CHART



STERLING®		SQFT/ PALLET	SQFT/ LAYER	LAYER/ PALLET	UNITS/ PALLET	UNITS/ LAYER	UNITS/ SQFT	WEIGHT/ UNIT	WEIGHT/ LAYER	WEIGHT/ PALLET
SRW	 6 x 17¾ x 12	33.2	6.65	5	45	9	1.35	75	675	3375
FSW	 6 x 17¾ x 10	33.2	6.65	5	45	9	1.35	66.11	595	2975
CAP	 3 x 18 / 12 x 13	78.75 LF	11.25 LF	7	63	9	1.25 LF	58.73	528.57	3700
PINS	 5 x ½ diameter 2 pins per block (sold separately)	100 per bag	-	-	-	-	-	-	-	15 lbs per bag



WESTON STONE™		SQFT/ PALLET	SQFT/ LAYER	LAYER/ PALLET	UNITS/ PALLET	UNITS/ LAYER	SQFT/ UNITS	WEIGHT/ UNIT	WEIGHT/ LAYER	WEIGHT/ PALLET
UNIVERSAL	 12 x 8 x 4	33.5	6.7	5	100	20	2.98	28.99	579.8	2899






U START BASE BLOCK®		LNFT/ PALLET	LNFT/ LAYER	LAYER/ PALLET	UNITS/ PALLET	UNITS/ LAYER	UNITS/ LNFT	WEIGHT/ UNIT	WEIGHT/ LAYER	WEIGHT/ PALLET
BASE BLOCK	 3½ x 18¼ x 12	77.88	11.13	7	56	8	0.72	54	440	3080

FIRE FEATURES PALLET INFORMATION / ESTIMATING CHART

 WESTON STONE™ FIRE PIT		SQFT/ PALLET	SQFT/ LAYER	LAYER/ PALLET	UNITS/ PALLET	UNITS/ LAYER	UNITS/ SQFT	WEIGHT/ UNIT	WEIGHT/ LAYER	WEIGHT/ PALLET	
UNIT 1		4 x 8 x 8	-	-	-	36	9	-	-	-	1025

NOTES


VERSATILE LANDSCAPING PALLET INFORMATION / ESTIMATING CHART


 ARTFORMS™		SQFT/ PALLET	SQFT/ LAYER	LAYER/ PALLET	UNITS/ PALLET	UNITS/ SQFT	WEIGHT/ UNIT	WEIGHT/ PALLET	
OPEN END		3 x 18 x 36"	-	-	-	9	-	151	-
CLOSE END		3 x 18 x 36"	-	-	-	9	-	151	-
TOTAL		81	-	-	9	18	-	-	2711
OPEN END		3 x 6 x 36"	-	-	-	3	-	52	-
CLOSE END		3 x 6 x 36"	-	-	-	18	-	52	-
TOTAL		31.5	-	-	3	21	-	-	1095

VERSATILE LANDSCAPING PALLET INFORMATION / ESTIMATING CHART

ASHLAR TANDEM™			SQFT/ PALLET	SQFT/ LAYER	LAYER/ PALLET	UNITS/ PALLET	UNITS/ LAYER	UNITS/ SQFT	WEIGHT/ UNIT	WEIGHT/ LAYER	WEIGHT/ PALLET
UNIT 1		7 x 13 ³ / ₁₆ x 2 ⁵ / ₁₆	19.2	3.2	–	30	5	1.56	18.23	91.33	546.82
UNIT 2		7 x 15 ¹³ / ₁₆ x 2 ⁵ / ₁₆	23.55	3.92	–	30	5	1.27	22.36	111.83	671
UNIT 3		7 x 18 ⁷ / ₁₆ x 2 ⁵ / ₁₆	27.35	4.56	–	30	5	1.09	26.04	130.67	781.48
TOTAL			70.1	11.68	6	90	15	–	–	333.83	2003
CAP		15 x 24 x 3 ¹ / ₄	64 LF	8 LF	8	32	4	0.5 LF	95.31	381.25	3050


MELVILLE TANDEM™			SQFT/ PALLET	SQFT/ LAYER	LAYER/ PALLET	UNITS/ PALLET	UNITS/ LAYER	UNITS/ SQFT	WEIGHT/ UNIT	WEIGHT/ LAYER	WEIGHT/ PALLET
UNIT 1		7 x 13 ³ / ₁₆ x 2 ⁵ / ₁₆	19.2	3.2	–	30	5	1.56	18.23	91.33	546.82
UNIT 2		7 x 15 ¹³ / ₁₆ x 2 ⁵ / ₁₆	23.55	3.92	–	30	5	1.27	22.36	111.83	671
UNIT 3		7 x 18 ⁷ / ₁₆ x 2 ⁵ / ₁₆	27.35	4.56	–	30	5	1.09	26.04	130.67	781.48
TOTAL			70.1	11.68	6	90	15	–	–	333.83	2003
CAP		15 x 24 x 3 ¹ / ₄	64 LF	8 LF	8	32	4	0.5 LF	95.31	381.25	3050





MODULAR BLOCK			SQFT/ PALLET	SQFT/ LAYER	LAYER/ PALLET	UNITS/ PALLET	UNITS/ LAYER	UNITS/ SQFT	WEIGHT/ UNIT	WEIGHT/ LAYER	WEIGHT/ PALLET
UNIT		7 ¹ / ₁₆ x 7 ⁷ / ₁₆ x 7 ⁷ / ₁₆	49.29	–	4	128	32	0.389	22	704	2816


U START BASE BLOCK®			LNFT/ PALLET	LNFT/ LAYER	LAYER/ PALLET	UNITS/ PALLET	UNITS/ LAYER	UNITS/ LNFT	WEIGHT/ UNIT	WEIGHT/ LAYER	WEIGHT/ PALLET
BASE BLOCK		3 ¹ / ₂ x 18 ⁷ / ₁₆ x 12	77.88	11.13	7	56	8	0.72	54	440	3080


ACCESSORIES


PALLET INFORMATION / ESTIMATING CHART


ANCHOR™ COLUMN CAP			LNFT/ PALLET	LNFT/ LAYER	LAYER/ PALLET	UNITS/ PALLET	UNITS/ LAYER	UNITS/ LNFT	WEIGHT/ UNIT	WEIGHT/ LAYER	WEIGHT/ PALLET
CAP		28 x 28 x 3	-	-	-	4	-	-	254	-	1016

ANGLIA EDGER®			LNFT/ PALLET	LNFT/ LAYER	LAYER/ PALLET	UNITS/ PALLET	UNITS/ LAYER	UNITS/ LNFT	WEIGHT/ UNIT	WEIGHT/ LAYER	WEIGHT/ PALLET
EDGER UNITS		5¼ x 8 x 8	7.9	2.63	-	12	4	1.52	24.29	97.17	291.5
		5¼ x 8 x 10½	10.5	3.5	-	12	4	1.14	35.33	141.33	424
		5¼ x 8 x 15¾	15.6	5.2	-	12	4	0.76	48.58	194.33	583
		5¼ x 8 x 18	35.75	11.92	-	24	8	0.67	56.31	450.5	1351.5
TOTAL			69.75	23.25	3	60	20	-	-	883.33	2650

MARINA™ COPING			SQFT/ PALLET	SQFT/ LAYER	LAYER/ PALLET	UNITS/ PALLET	UNITS/ LAYER	UNITS/ SQFT	WEIGHT/ UNIT	WEIGHT/ LAYER	WEIGHT/ PALLET
60MM		6 x 12 x 2¾	63	21	3	126	42	2	13.96	586.66	1760

MELVILLE™ CURB			LNFT/ PALLET	LNFT/ LAYER	LAYER/ PALLET	UNITS/ PALLET	UNITS/ LAYER	UNITS/ LNFT	WEIGHT/ UNIT	WEIGHT/ LAYER	WEIGHT/ PALLET
CURB		4 x 24 x 6½	96	24	4	48	12	0.5	51.66	620	2480

LAGUNA™ COPING			SQFT/ PALLET	SQFT/ LAYER	LAYER/ PALLET	UNITS/ PALLET	UNITS/ LAYER	UNITS/ SQFT	WEIGHT/ UNIT	WEIGHT/ LAYER	WEIGHT/ PALLET
60MM		2¾ x 14¾ x 23¾	94.4	9.44	10	40	4	0.42	67.75	271	2710

LANDINGS™ STEP UNIT			LNFT/ PALLET	LNFT/ LAYER	LAYER/ PALLET	UNITS/ PALLET	UNITS/ LAYER	UNITS/ LNFT	WEIGHT/ UNIT	WEIGHT/ LAYER	WEIGHT/ PALLET
STEP		6 x 48 x 18	-	-	6	6	2	-	454.47	-	2726.82

COMPATIBILITY CHART

PAVERS	HERITAGE	NATURAL	METROPOLITAN	PORCELAIN	LEGACY	ENVIRONMENTAL
Aqua Dublin		•	•		•	•
Aqualine™		•	•		•	•
Ardesie		•		•		
Avalon Slate	•	•	•			
Belgian Cobble®	•	•			•	
Blue.S		•		•		
Cambridge Cobble®	•		•		•	
Catalina Grana®		•	•		•	
Dimensions™		•	•		•	
Dublin Cobble®	•	•			•	
Glocal		•		•		
Holland Stone	•		•		•	
Lafitt® Grana Slab		•	•		•	
Lafitt® Rustic Slab	•	•	•			
Lagoon		•		•		
Mega-Arbel®	•	•	•			
Mega-Bergerac®	•	•			•	
Mega-Lafitt™	•	•	•			
Melville™ Plank		•	•		•	
Module Series®		•	•		•	
Na.me		•		•		
Noon		•		•		
Old World Paver™	•		•		•	
Quarziti 2.0		•		•		
Silverlake		•		•		
Sundeck		•		•		
Urbana® Stone	•	•	•			•
Verona™		•		•		

WALLS & VERSATILE LANDSCAPING	HERITAGE	NATURAL	METROPOLITAN	PORCELAIN	LEGACY	ENVIRONMENTAL
Artforms™		•	•		•	
Ashlar Tandem™	•	•	•			
Belair Wall® 2.0	•	•	•			
Castlemanor®	•	•			•	
Diamond® 9D	•		•		•	
Highland Stone®	•		•		•	
Melville Tandem™		•	•		•	
Melville™ Wall		•	•		•	
Sterling™	•		•		•	
Weston Stone™	•	•			•	

FIRE FEATURES	HERITAGE	NATURAL	METROPOLITAN	PORCELAIN	LEGACY	ENVIRONMENTAL
Bordeaux™ Series	•	•	•			
Brighton™ Series	•	•			•	
Bristol™ Series	•	•	•			
Weston Stone™ Kits	•	•			•	

ACCESSORIES	HERITAGE	NATURAL	METROPOLITAN	PORCELAIN	LEGACY	ENVIRONMENTAL
Anglia Edger®	•	•	•			
Column Cap	•		•		•	
Laguna™ Coping		•	•		•	
Landings™ Step Unit	•	•	•			
Marina™ Coping	•		•		•	
Melville™ Curb		•	•		•	

PRECAUTIONARY STATEMENT AND CALIFORNIA PROPOSITION 65 WARNING

PRODUCT IDENTIFIER (NAME AND CODE)

**Manufactured Concrete Product
IDENTIFICADOR DEL PRODUCTO
(NOMBRE Y CODIGO)**

Producto de Concreto Fabricado

SUPPLIER/PROVEEDOR

**Oldcastle APG, Inc./
Oldcastle Lawn & Garden, Inc.
400 Perimeter Center Terrace NE, Suite 1000
Atlanta, GA 30346
800-899-8455**

PRECAUTIONARY STATEMENTS (GHS-US)

Do not eat, drink or smoke when using this product. Wash hands thoroughly after handling. Contaminated work clothing must not be allowed out of the workplace. Obtain special instructions before use. Do not handle until all safety precautions have been read and understood. Wear proper protective gloves/protective clothing/eye protection/face protection. Use only outdoors or in a well-ventilated area. Do not breathe dust. If exposed or concerned: Get medical advice/attention. If on skin: Wash with plenty of water. Take off contaminated clothing and wash it before reuse. If skin irritation or rash occurs: Get medical advice/attention. If in eyes: Rinse cautiously with water for several minutes. Remove contact lenses, if present and easy to do. Continue rinsing. If eye irritation persists: Get medical advice/attention. If inhaled: Remove person to fresh air and keep comfortable for breathing. Call a poison center/doctor if you feel unwell. Dispose of unused or unwanted concrete products in accordance with all local, regional, national and international regulations.

ANUNCIOS DE PRECAUCION (GHS-US)

No comer, beber o fumar mientras se maneja este producto. Lávese bien las manos después del manejo de este producto. No se permite sacar la ropa de trabajo contaminada fuera del trabajo. Obtenga instrucciones especiales antes de uso. No usar antes de haber leído y comprendido todas las precauciones de seguridad. Usar guantes protectores, calzado de protección, protección respiratoria, ropa de protección, protección para los ojos y cara cuando usted este usando este producto. Utilizar únicamente en exteriores o en lugares bien ventilados. No respire el polvo. Si se expone o tiene preguntas: consulte a un médico. Contacto con la piel: Lavarse con abundante agua. Quitarse la ropa contaminada y lavarla antes de usarla nuevamente. Si se produce irritación de la piel o sarpullido: Consulte a un médico. Contacto con los ojos: Enjuagarse cuidadosamente con agua durante varios minutos. Si lleva y es fácil de hacer, quítese los lentes de contacto. Continúe con el enjuague. Si la irritación ocular persiste: Consulte a un médico. Si se inhala: Trasladar a la persona afectada al aire libre y mantenerla en posición cómoda para respirar. Si no se siente bien, llame a un centro de envenenamiento o a un médico. Deshágase de los productos de concreto no utilizados o no deseados de acuerdo con todas las normas locales, regionales, nacionales e internacionales.



SIGNAL WORD (GHS-US)

Danger

PALABRA DE ADVERTENCIA (GHS-US)

Peligro

HAZARD STATEMENTS (GHS-US)

May cause skin irritation. May cause serious eye irritation. May cause an allergic skin reaction. Respirable dust may contain crystalline silica, known to cause cancer. May cause respiratory irritation. Causes damage to lungs through prolonged or repeated exposure.

ANUNCIOS DE PELIGROS (GHS-US)

Puede causar irritación de la piel. Puede provocar irritación ocular grave. Puede causar una reacción alérgica en la piel. El polvo que se respira puede contener sílice cristalina, conocido por causar cáncer. Puede causar irritación respiratoria. Provoca daños en los pulmones después de exposición prolongada o repetida.

⚠ WARNING: This product can expose you to chemicals including Crystalline Silica, which is known to the State of California to cause cancer, and Cadmium, which is known in the State of California to cause birth defects or other reproductive harm. For more information, go to www.P65Warnings.ca.gov

⚠ ADVERTENCIA: Este producto puede exponerle a productos químicos incluyendo sílice, cristalino (partículas aerotransportadas de tamaño respirable), que es conocido por el estado de California para causar cáncer. Para más información vaya a www.P65Warnings.ca.gov

PEACE OF MIND, GUARANTEED

LIFETIME TRANSFERABLE LIMITED WARRANTY





























Oldcastle® APG, Inc. ("Belgard") is proud to inform you that all of our interlocking concrete paver and retaining walls ("Products") meet and/or exceed the requirements of ASTM C-936 and ASTM C-1372. Belgard® guarantees its Products against these standards for the lifetime of the Product defined by ICPI. This guarantee does not apply to splitting, chipping or other breakage that could be caused by impact, abrasion or overloading. This warranty is transferable. The original proof of purchase is required.

This warranty is only valid if the material is installed under the guidelines of the ICPI (www.ICPI.org), The NCMA (www.ncma.org) or the Belgard Installation Guideline Manual. Improper installation voids this warranty. This warranty is for residential applications only and does not apply to commercial applications. It is recommended that the job be installed by a Belgard Contractor Program participant who guarantees their workmanship for a minimum of 3 years from the date of install. For warranty service, contact Belgard at 1-877-BELGARD. A service representative will investigate your claim within 10 business days. If the Belgard product fails to meet the specifications, Belgard will replace the defective product at no charge. Color matching cannot be guaranteed. Belgard will not be responsible for any replacement labor, consequential damages or incidental damages. This warranty gives you specific legal rights, and you may also have other rights which vary from state to state. Some states do not allow for the exclusion or limitation of incidental or consequential damages, so the above limitation or exclusion may not apply to you.

For specific information regarding warranty coverage and exclusions in regards to the Elements™ and Porcelain Paver products, please visit: Belgard.com/Warranty.

PRODUCT INDEX

PAVERS

 Aqua Dublin.....	56
 Aqualine™.....	57
 Ardesie.....	66
 Avalon Slate.....	38
 Belgian Cobble®.....	46
 Blue.S.....	67
 Cambridge Cobble®.....	52
 Catalina Grana®.....	30
 Dimensions™.....	28
 Dublin Cobble®.....	48
 Glocal.....	68
 Holland Stone.....	54
 Lafitt® Grana Slab.....	32
 Lafitt® Rustic Slab.....	40
 Lagoon.....	70
 Mega-Arbel®.....	42
 Mega-Lafitt®.....	44
 Melville™ Plank.....	34
 Moduline Series®.....	36
 Na.me.....	71
 Noon.....	72
 Old World Paver™.....	55
 Quarziti 2.0.....	74
 Silverlake.....	76
 Sundeck.....	77
 Urbana® Stone.....	59
 Verona™.....	78
 Unico.....	80








WALLS

 Belair Wall® 2.0.....	88
 Castlemanor®.....	90
 Diamond® 9D.....	94
 Highland Stone®.....	96
 Melville™ Wall.....	86
 Sterling®.....	98
 Weston Stone™.....	92

FIRE FEATURES

 Bordeaux™ Series.....	110
 Brighton™ Series.....	113
 Bristol™ Series.....	112
 Weston Stone™ Fire Pit Kit.....	114
 Weston Stone™ Kits.....	115

ACCESSORIES

 Anglia Edger®.....	120
 Column Cap.....	124
 Laguna™ Coping.....	118
 Landings™ Step Unit.....	122
 Marina™ Coping.....	125
 Melville™ Curb.....	119
 Porcelain Veneer.....	82

VERSATILE LANDSCAPING

 Ashlar Tandem™.....	106
 Artforms™.....	102
 Melville Tandem™.....	104

COLLECTIONS LEGEND

	Metropolitan Collection
	Natural Collection
	Heritage Collection
	Legacy Collection
	Environmental Collection
	Porcelain Collection



SIERRA FONTANA

10714 Poplar Ave
Fontana, CA 92337
Ph: 909-355-6422
BuildWithBelgard@Oldcastle.com

STAY CONNECTED





BELGARD
PAVES THE WAY™

© Copyright 2021 Oldcastle APG, Inc. All Rights Reserved. BEL20-429

BELGARD.COM

PICTURED ON THE COVER:
MELVILLE™ PLANK WITH MODULINE SERIES® STEP STONES,
MELVILLE™ TANDEM WALL WITH TANDEM® CAP & LAGUNA™ COPING